

THE NUMBERS - THE CINEMA AND AUDIOVISUAL INDUSTRY IN ITALY

2022



CINEMA PRODUCTION

- In 2022, **355 films** were produced (+13.4% on 2021), exceeding pre-pandemic levels (325 in 2019). This number includes **253** films that are 100% Italian (147 fiction and 106 documentaries), and **63** co-productions for a total of **316** eligible Italian films, a 10.5% increase on 2021.

- The **total cost** of films produced exceeded **€581 million** (+17.5% on 2021).

- The largest share of **national public investments** is provided by tax credits: tax credits for production alone in 2022 were worth **€ 175.35 million** (+29.8% on 2021).

- Increase in **film production** tax credit both in terms of the number of works (**171**) and of amount of credit requested (**€ 165.28 million**).

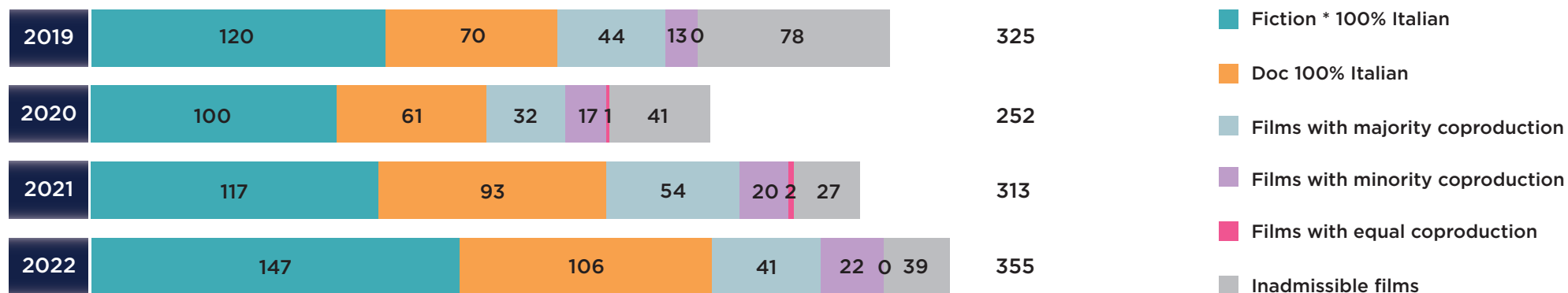
- Slight increase in number of **female directors** involved in film and documentary production.

01

CINEMA PRODUCTION

Films 2019 - 2022, in numbers

Italian films produced (numbers, by year) **



Year	Italian films produced (in numbers) **		OF WHICH the following are "admissible" ***		OF WHICH the following are "Italian initiative" ****	
	doc	fiction	doc	fiction	doc	fiction
2019	325	203	247	163	234	152
2020	252	163	211	139	194	127
2021	313	186	286	177	266	163
2022	355	209	316	189	294	176

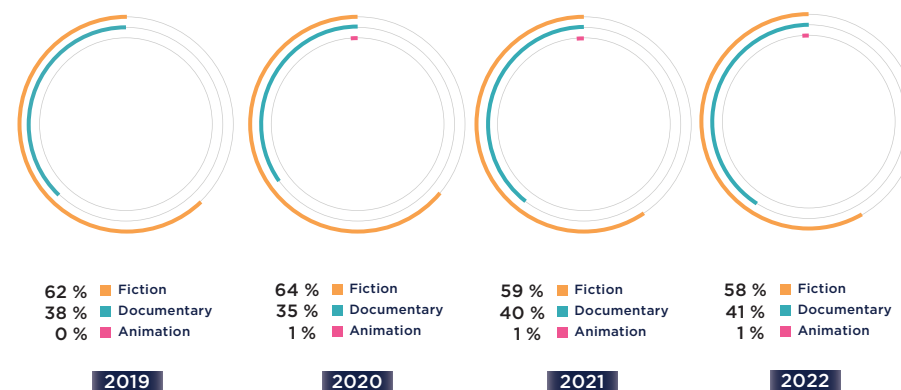
* Fiction includes animated films unless when otherwise specified.

** "Italian films produced by year" refers to feature-length Italian films granted permission for public viewing by DGCA-MiC in the solar year. This definition excludes: secondary or reedited releases of films granted permission in previous years and TV works which have had special theatrical release. From 2021 onwards, film classification replaces the previous mechanism for the public viewing permit.

*** "Admissible" refers to feature-length films that have requested Italian nationality from the DGCA-MiC.

**** "Italian initiative" refers to an admissible film produced with 100% Italian funds or Italian majority co-production or equal share co-production.

Films, by type



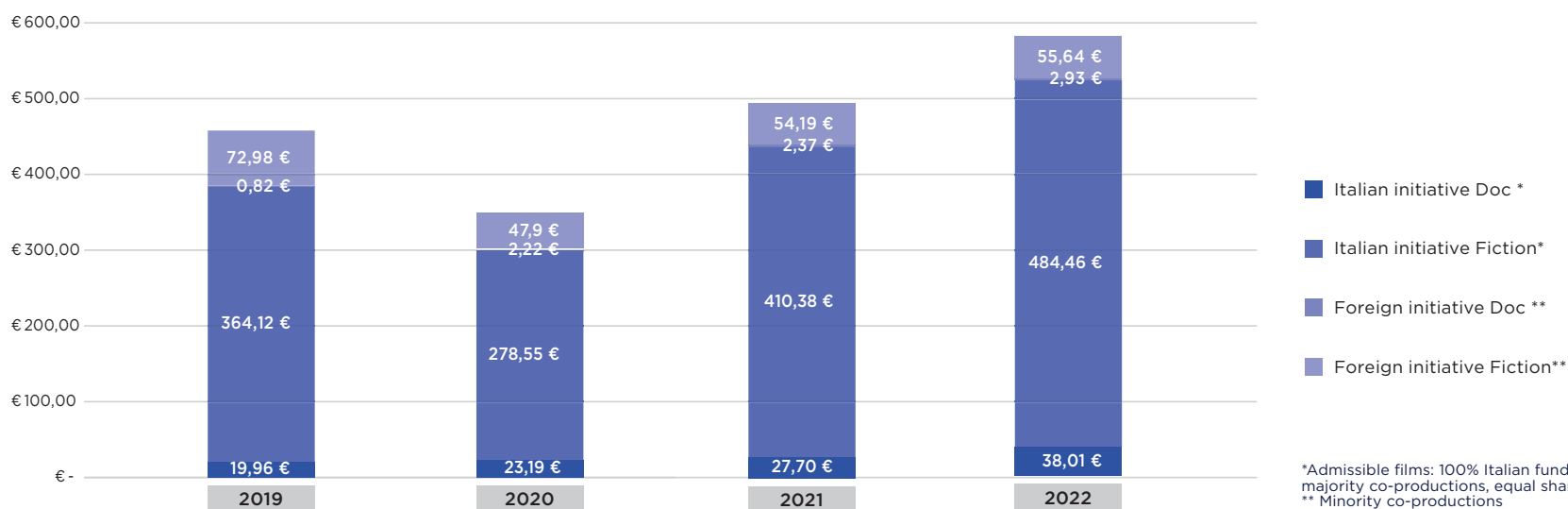
Source: Direzione generale Cinema e audiovisivo - MiC

CINEMA PRODUCTION

Cost

Admissible Italian produced films (2019-2022): by total cost (€ million)

	2019	2020	2021	2022
Italian initiative Doc *	19,96 €	23,19 €	27,70 €	38,01 €
Italian initiative Fiction*	364,12 €	278,55 €	410,38 €	484,46 €
Foreign initiative Doc **	0,82 €	2,22 €	2,37 €	2,93 €
Foreign initiative Fiction**	72,98 €	47,9 €	54,19 €	55,64 €
Total costs	457,87 €	351,86 €	494,63 €	581,03 €



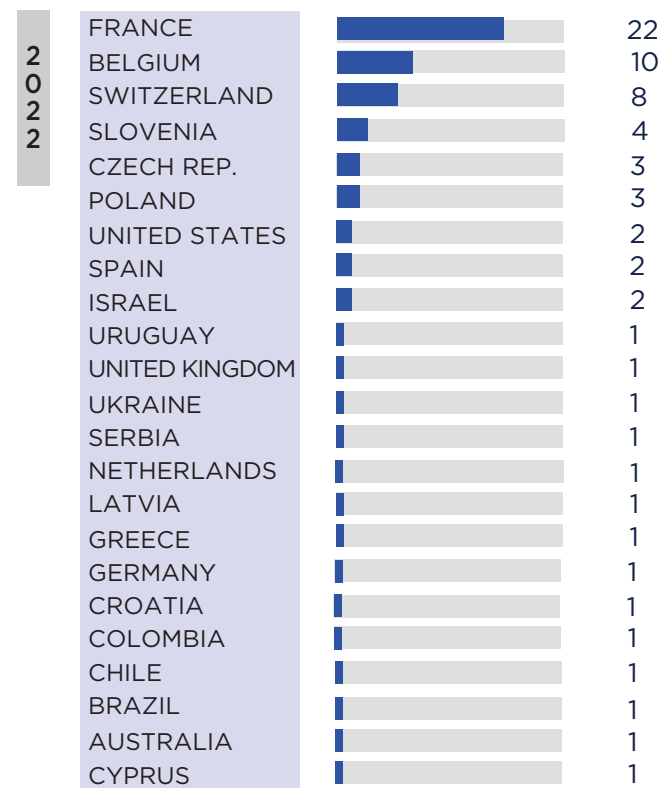
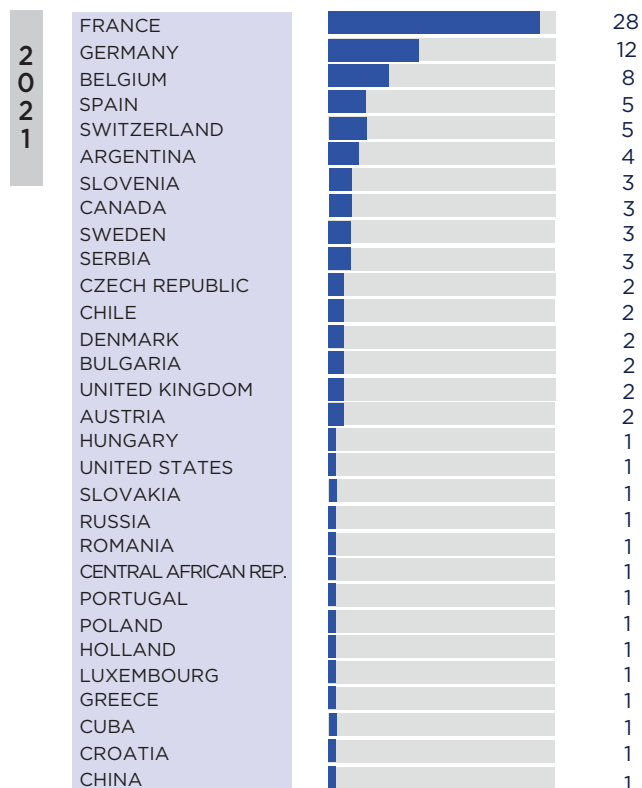
*Admissible films: 100% Italian funded, majority co-productions, equal share co-productions
 ** Minority co-productions

Source: Direzione generale Cinema e audiovisivo - MiC

CINEMA PRODUCTION

International Partners

Co-production contracts with international partners, by country



Source: Direzione generale Cinema e audiovisivo - MiC

CINEMA PRODUCTION

Fiction films, by budget

Italian initiative fiction films produced in 2019-2022, by budget

BUDGET	NUMBER OF FILMS	TOTAL COST	AVERAGE COST
Equal or less than €200,000	19	1.740.163 €	91.588 €
From € 200,001 to € 800,000	31	12.301.552 €	396.824 €
From € 800,001 to € 1,500,000	32	33.724.941 €	1.053.904 €
From € 1,500,001 to € 2,500,000	25	48.141.231 €	1.925.649 €
From € 2,500,001 to € 3,500,000	7	21.023.220 €	3.003.317 €
From € 3,500,001 to € 10,000,000	34	184.355.532 €	5.422.222 €
Over €10,000,001	4	62.828.601 €	15.707.150 €
TOTAL	152	364.115.240 €	2.162.688 €

BUDGET	NUMBER OF FILMS	TOTAL COST	AVERAGE COST
Equal or less than €200,000	19	1.953.704 €	102.827 €
From € 200,001 to € 800,000	22	10.944.532 €	497.479 €
From € 800,001 to € 1,500,000	20	21.704.218 €	1.085.211 €
From € 1,500,001 to € 2,500,000	26	51.393.647 €	1.976.679 €
From € 2,500,001 to € 3,500,000	14	40.451.951 €	2.889.425 €
From € 3,500,001 to € 10,000,000	24	122.188.996 €	5.091.208 €
Over €10,000,001	2	28.633.412 €	14.316.706 €
TOTAL	127	277.270.459 €	2.183.232 €

BUDGET	NUMBER OF FILMS	TOTAL COST	AVERAGE COST
Equal or less than €200,000	25	2.953.060 €	118.122 €
From € 200,001 to € 800,000	19	8.696.261 €	457.698 €
From € 800,001 to € 1,500,000	27	30.149.415 €	1.116.645 €
From € 1,500,001 to € 2,500,000	25	49.014.103 €	1.960.564 €
From € 2,500,001 to € 3,500,000	22	62.433.078 €	2.837.867 €
From € 3,500,001 to € 10,000,000	45	257.133.327 €	5.714.074 €
Over €10,000,001	0	0 €	0 €
TOTAL	163	410.379.244 €	2.517.664 €

BUDGET	NUMBER OF FILMS	TOTAL COST	AVERAGE COST
Equal or less than €200,000	16	1.190.963 €	74.435 €
From € 200,001 to € 800,000	26	11.814.293 €	454.396 €
From € 800,001 to € 1,500,000	38	44.287.913 €	1.165.471 €
From € 1,500,001 to € 2,500,000	20	40.559.543 €	2.027.977 €
From € 2,500,001 to € 3,500,000	28	83.160.564 €	2.970.020 €
From € 3,500,001 to € 10,000,000	42	224.469.190 €	5.344.505 €
Over €10,000,001	6	78.976.615 €	13.162.769 €
TOTAL	176	482.025.152 €	2.754.429 €

**Admissible films: 100% Italian funded, majority co-productions, equal share co-productions

Source: Direzione generale Cinema e audiovisivo - MiC

CINEMA PRODUCTION

Budget: breakdowns

Italian initiative * films produced in 2019-2022, by budget breakdown ** (€ million)

	2019	2020	2021	2022
External investment for which tax credit was requested	28 €	10 €	8 €	0,9 €
Tax credit requested for the production	95 €	71 €	132 €	176 €
Automatic reinvestment	0,6 €	0 €	6 €	5 €
Selective production grants	14 €	16 €	19 €	24 €
Regional grants (Regional funds and Film Commission)	8,50 €	14,62 €	18 €	17,35 €
Minority foreign coproducers	14 €	15 €	24 €	20,51 €
Ibermedia funding	0,14 €	0 €	0,24 €	0,1 €
Eurimages funding	1,44 €	1,23 €	1,01 €	1,06 €
Europa Creativa - MEDIA funding	0,38 €	0,20 €	0,07 €	0,25 €
Co-development fund grants	0,12 €	0 €	0,09 €	0,03 €
Development funding	0,25 €	0,08 €	0,10 €	0,94 €
Other***	222,25 €	174,44 €	228,99 €	277,20 €
TOTAL	384,07 €	301,74 €	438,08 €	522,47 €

*Admissible films: 100% Italian funded, majority co-productions, equal share co-productions

** Estimated value

*** Other - local funds, company allocations, pre-sales of rights, broadcaster/platform investment etc.

Source: Direzione generale Cinema e audiovisivo - MiC, Eurimages, Europa Creativa - MEDIA, Regions, Film Commissions

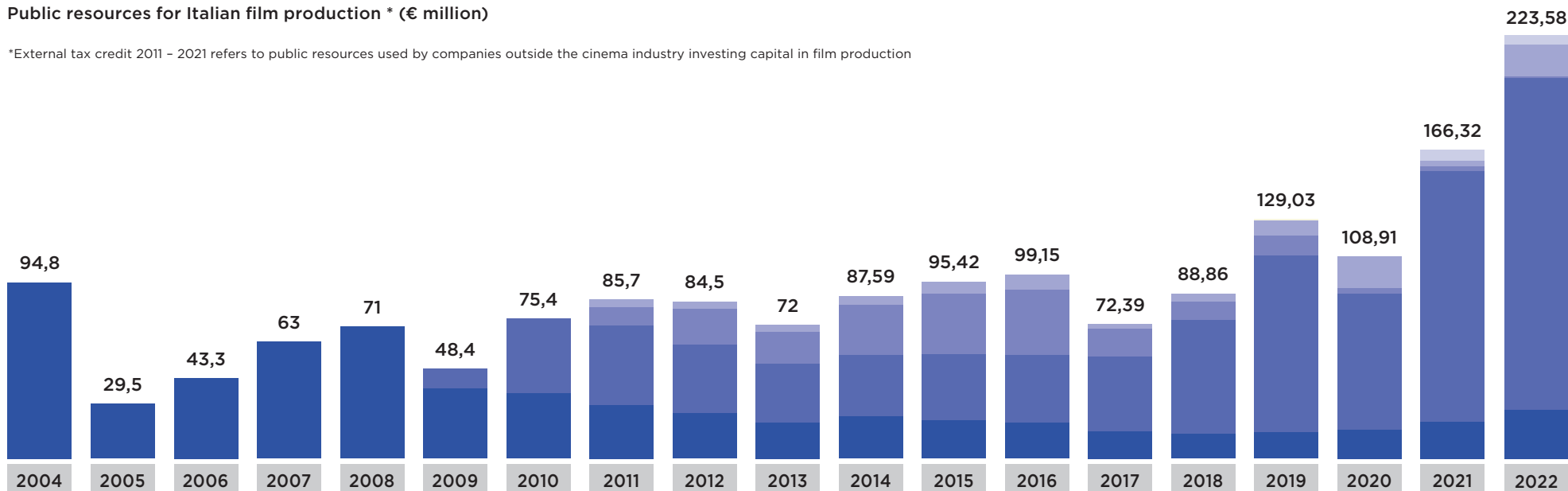
CINEMA PRODUCTION

National public investment

Public investment in Italian production (€ million)	2004	2005	2006	2007	2008	2009	2010	2011	2012	2013	2014	2015	2016	2017	2018	2019	2020	2021	2022
Direct national public investment	94,8	29,5	43,3	63	71	38,1	35,4	28,8	24,4	19,3	22,9	20,8	19,6	14,7	13,3	14,3	15,9	19,7	26,03
Tax credit for production						10,3	40,0	42,8	37,1	32,1	33,1	35,3	36,3	40,4	61,5	95,2	72,9	135,1	175,35
Tax credit for foreign investors								10,1	19,3	16,9	27,1	32,9	35,1	14,6	9,9	10,5	2,9	2,6	0,90
Tax credit for distribution								4,0	3,7	3,7	4,5	6,4	8,1	2,6	4,2	8,3	17,1	2,8	16,55
Automatic reinvestment																0,6	0,05	6	4,75

Public resources for Italian film production * (€ million)

*External tax credit 2011 - 2021 refers to public resources used by companies outside the cinema industry investing capital in film production



AUDIOVISUAL PRODUCTION

- More than double the 2019 number of **audiovisual works** (TV and web) were produced in **2022: 230**. Web works increased by **65.7%** on 2021, television works by **37.6%**.

- The **total cost of audiovisual co-productions** exceeded **€ 129 million** (€ 47.66 million in 2021) thanks mainly to a contribution of foreign capital.

- In the breakdown of costs, the largest share of **national public investments** was provided by **tax credit**: tax credits for production alone in 2022 were worth **€ 239.55 million** (+51.6% on 2021). The cost share of minority foreign producers increased greatly.

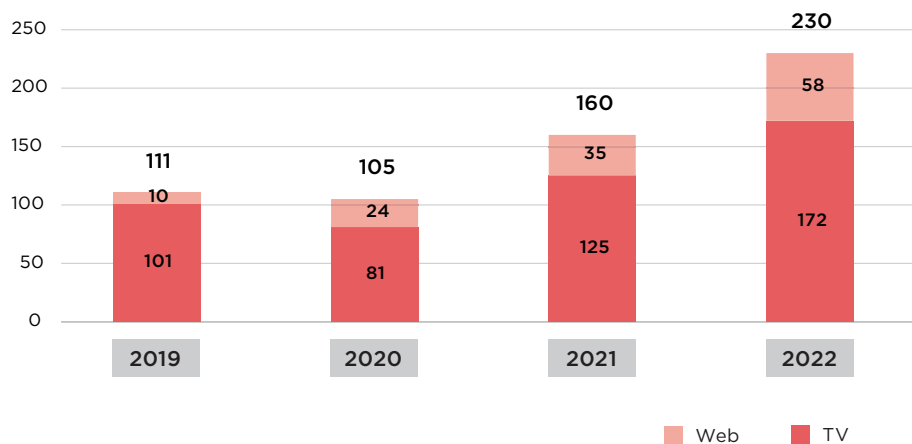
02

CINEMA TICKET

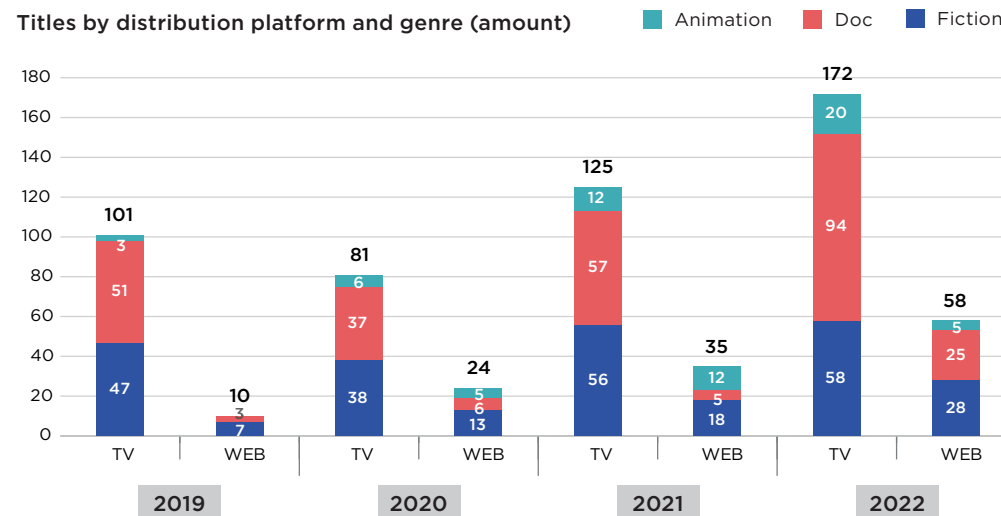
AUDIOVISUAL PRODUCTION

Audiovisual works * (2019 - 2022)

Titles by distribution platform (amount)



Titles by distribution platform and genre (amount)



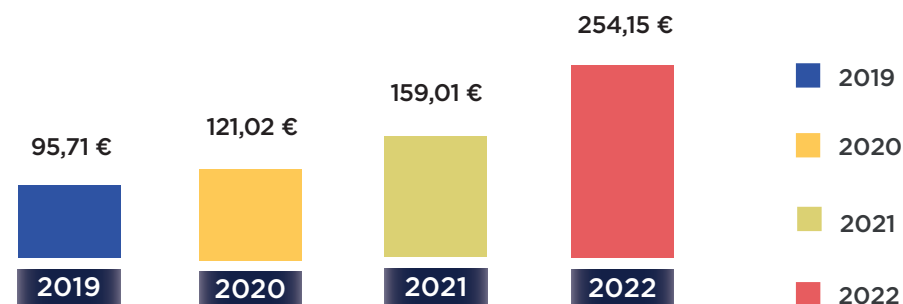
Credit requested, by genre

2019	TV	WEB	TOTAL
FICTION	81,53 €	3,79 €	85,32 €
DOC	4,67 €	0,38 €	4,71 €
ANIMATION	5,67 €	0 €	5,67 €
			95,71 €

2020	TV	WEB	TOTAL
FICTION	96,88 €	13,71 €	110,60 €
DOC	3,14 €	0,52 €	3,66 €
ANIMATION	2,85 €	3,90 €	6,76 €
			121,02 €

2021	TV	WEB	TOTAL
FICTION	105,42 €	19,48 €	124,9 €
DOC	5,02 €	2,72 €	7,75 €
ANIMATION	8,64 €	17,7 €	26,36 €
			159,01 €

2022	TV	WEB	TOTAL
FICTION	171,46 €	46,77 €	218,23 €
DOC	10,65 €	3,22 €	13,88 €
ANIMATION	9,56 €	12,47 €	22,03 €
			254,15 €



*The data refers to works whose preview copies were delivered by 31 December 2022.

Source: Direzione generale Cinema e audiovisivo - MIC

AUDIOVISUAL PRODUCTION

Audiovisual works (2019 - 2022)

Credit requested & estimated market investment (€ million)

	2019	2020	2021	2022
Titles	104	102	151	203
Companies	58	56	85	124
Credit requested	95,71 €	121,02 €	159,01 €	254,15 €
Overall production cost	405,11 €	508,30 €	557,04 €	755,92 €

Selective funding (€ million)

	2019		2020		2021		2022	
	TITLES	CREDIT REQUESTED	TITLES	CREDIT REQUESTED	TITLES	CREDIT REQUESTED	TITLES	CREDIT REQUESTED
Selective funding - Production	3	0,18 €	7	2,09 €	13	1,79 €	20	2,95 €
animation	0	-	4	1,93 €	6	1,42 €	8	2,21 €
doc	3	0,18 €	3	0,16 €	7	0,37 €	12	0,74 €
Selective funding - Development	1	0,04 €	2	0,02 €	1	0,05 €	4	0,34 €
animation	0	-	0	-	0	-	1	0,06 €
doc	1	0,04 €	0	-	0	-	0	-
fiction	0	-	2	0,02 €	1	0,05 €	3	0,28 €
Special grants	0	0	1	0,02 €	0	0	1	0,02 €

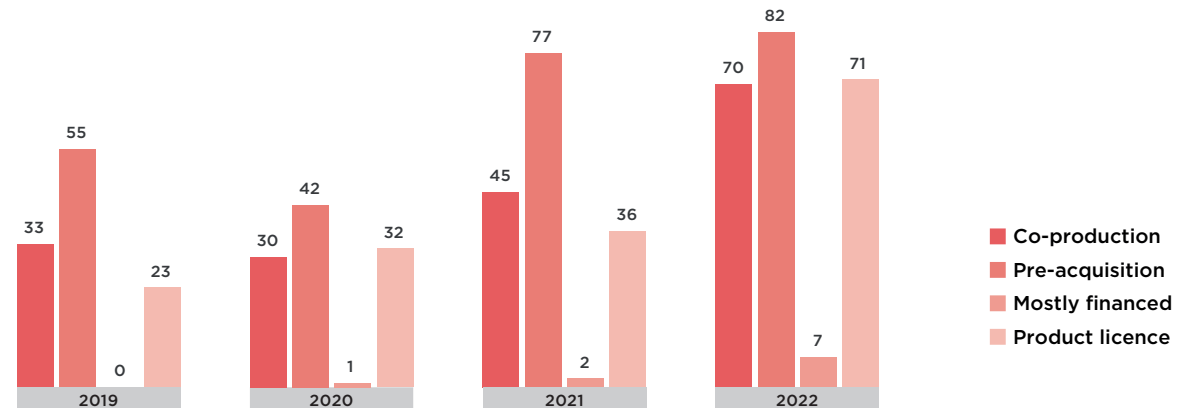
Source: Direzione generale Cinema e audiovisivo - MiC

AUDIOVISUAL PRODUCTION

Audiovisual works (2019 - 2022)

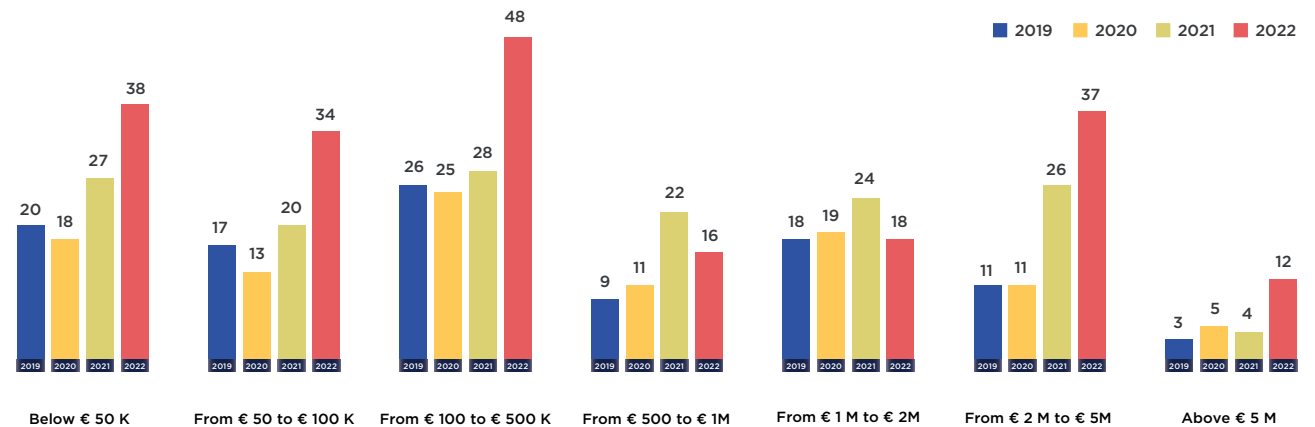
Titles, by contract type

	2019	2020	2021	2022
Co-production	33	30	45	70
Pre-acquisition	55	42	77	82
Mostly financed	0	1	2	7
Product licence	23	32	36	71
TOTAL	111	105	160	230



Titles, by tax credit band request

	2019	2020	2021	2022
Below € 50 K	20	18	27	38
From € 50 to € 100 K	17	13	20	34
From € 100 to € 500 K	26	25	28	48
From € 500 to € 1M	9	11	22	16
From € 1 M to € 2M	18	19	24	18
From € 2 M to € 5M	11	11	26	37
Above € 5 M	3	5	4	12
TOTAL	104	102	151	203

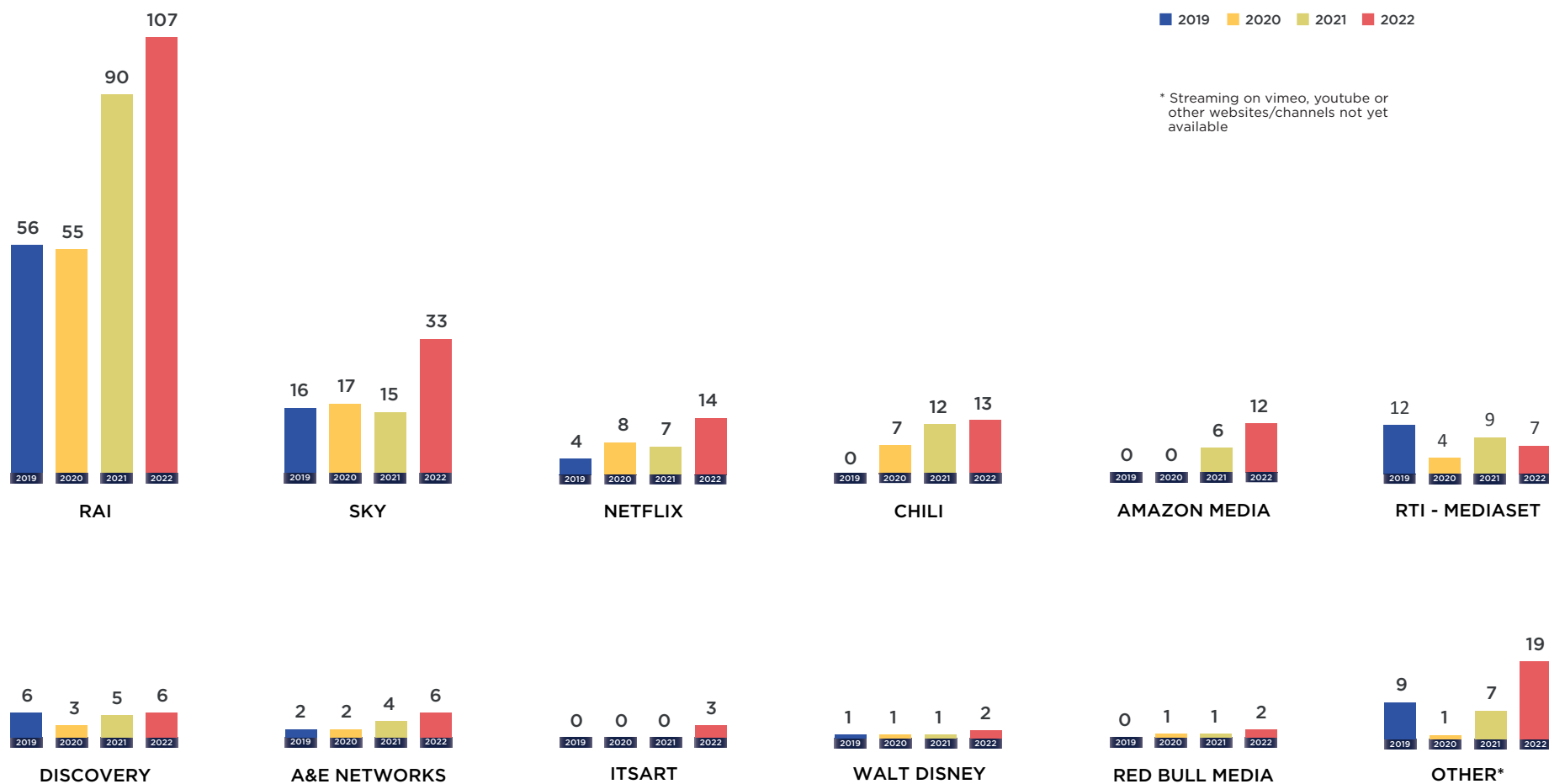


Source: Direzione generale Cinema e audiovisivo - MIC

AUDIOVISUAL PRODUCTION

Audiovisual works (2019 - 2022)

Titles, by distribution channel



Source: Direzione generale Cinema e audiovisivo - MiC

INTERNATIONAL TAX CREDIT

- In 2022, **foreign cinematographic and audiovisual productions** requested a total tax credit of **€ 338.45 million**, generating a total investment of **€ 844.36 million**.

- From 2016 to 2022, the **total tax credit** requested for **films and audiovisual works** amounted to **€670.15 million**, generating an investment over the 7 years of **€1.869 billion**.

- In 2022, **42** foreign film productions requested tax credit (18 in 2021) for a **total** of **€ 213.7 million**.

- From 2016 to 2022, **157** films applied for **international tax credit** for a total of over **€ 360 million** of credit requested with a total investment generated over the 7 years of **€ 998 million**.

- In 2022, **33** audiovisual film productions requested tax credit (25 in 2021) for a total of **€ 124.8 million**.

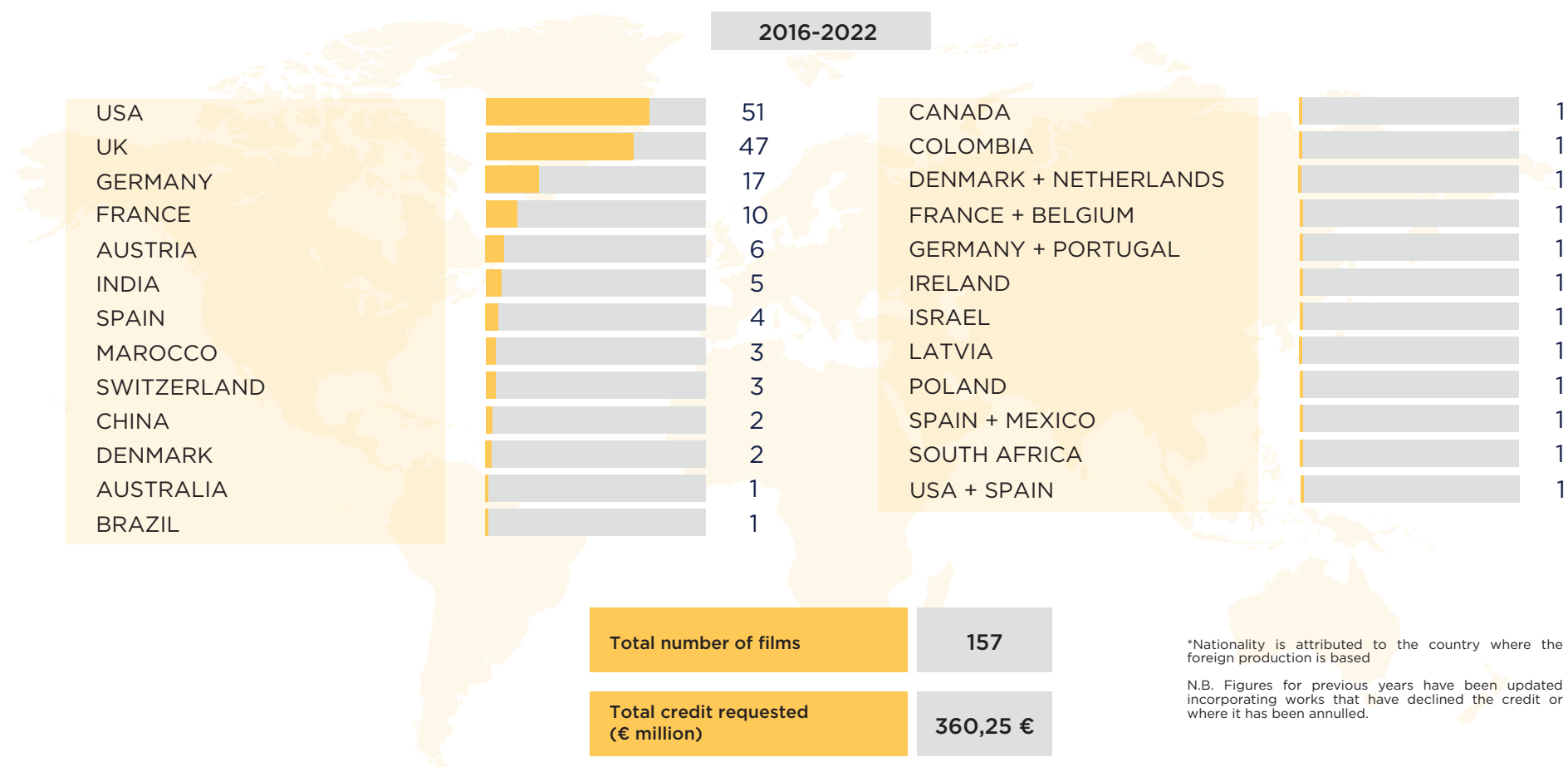
- From 2016 to 2022, **142** audiovisual works (TV and web) requested international tax credit, amounting to a **total** requested credit of almost **€310 million** generating an overall investment in 7 years of **€ 870.08 million**.

03

INTERNATIONAL TAX CREDIT

Cinema (2016-2022)

Tax credit requested by foreign films (2016-2022): by country *

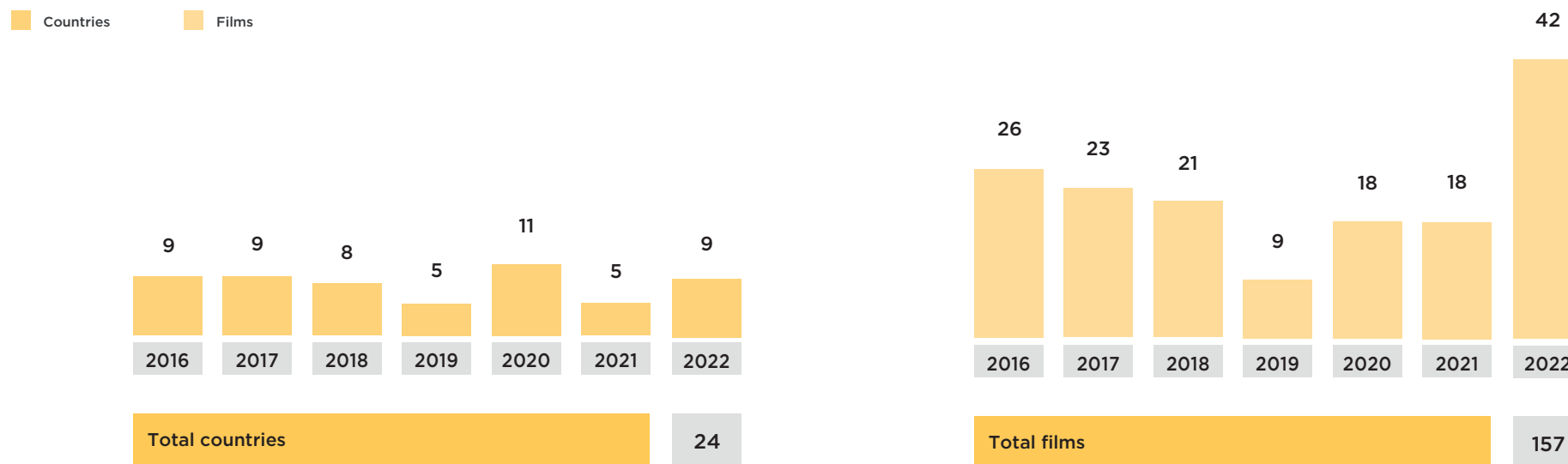


Source: Direzione generale Cinema e audiovisivo - MiC

INTERNATIONAL TAX CREDIT

Cinema (2016-2022)

Tax credit for foreign films (2016-2022): by number of requesting countries, number of films and credit requested (€ million)



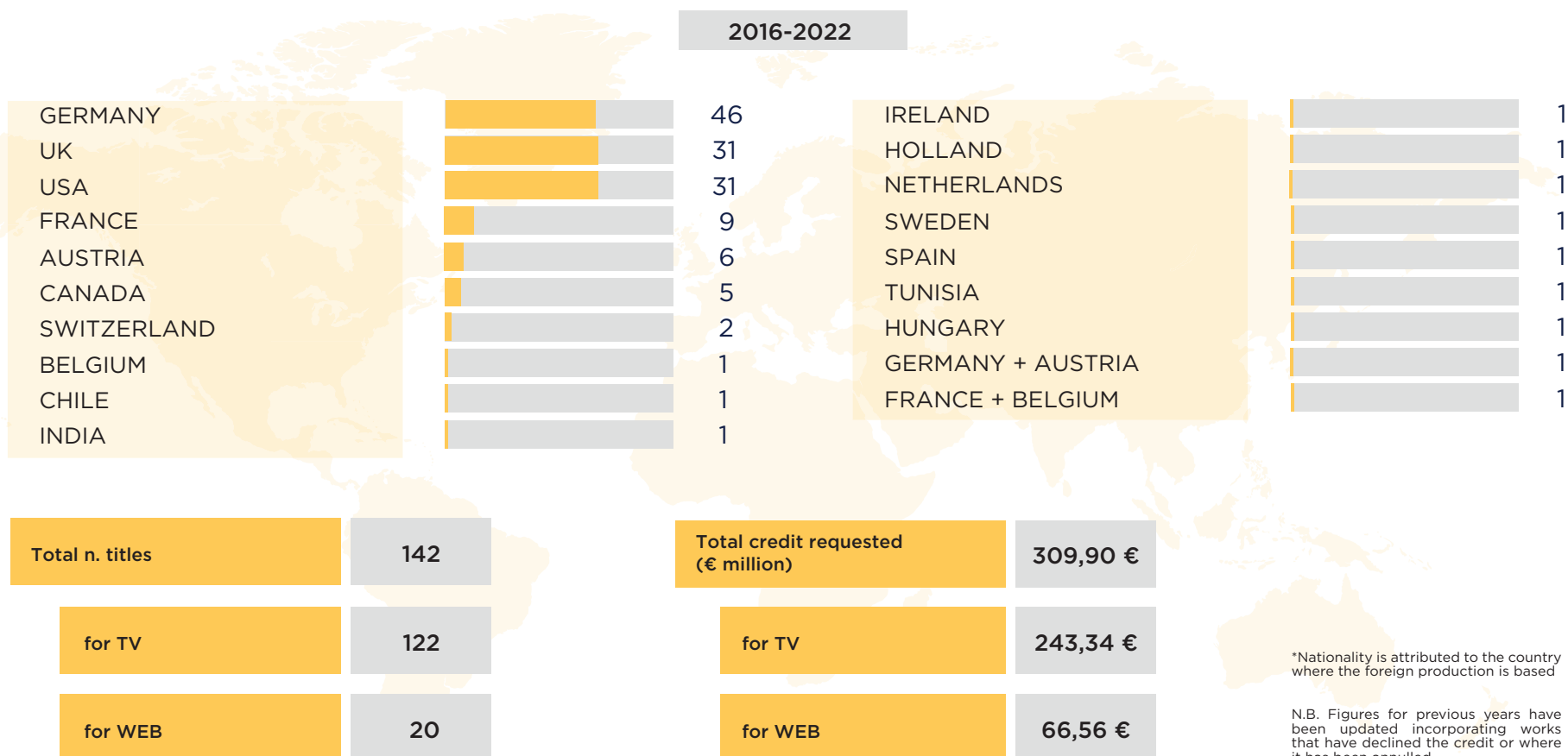
Year of request presentation	2016	2017	2018	2019	2020	2021	2022	Total
Tax credit requested	15,14 €	13,61 €	18,21 €	12 €	41,2 €	46,42 €	213,66 €	360,25 €
Investment requesting the tax credit	60,56 €	50,25 €	61,39 €	40 €	137,34 €	116,05 €	532,40 €	998,01 €

Source: Direzione generale Cinema e audiovisivo - MiC

INTERNATIONAL TAX CREDIT

Audiovisual works (2016-2022)

Tax credit requested for foreign TV and web titles (2016-2022): by country

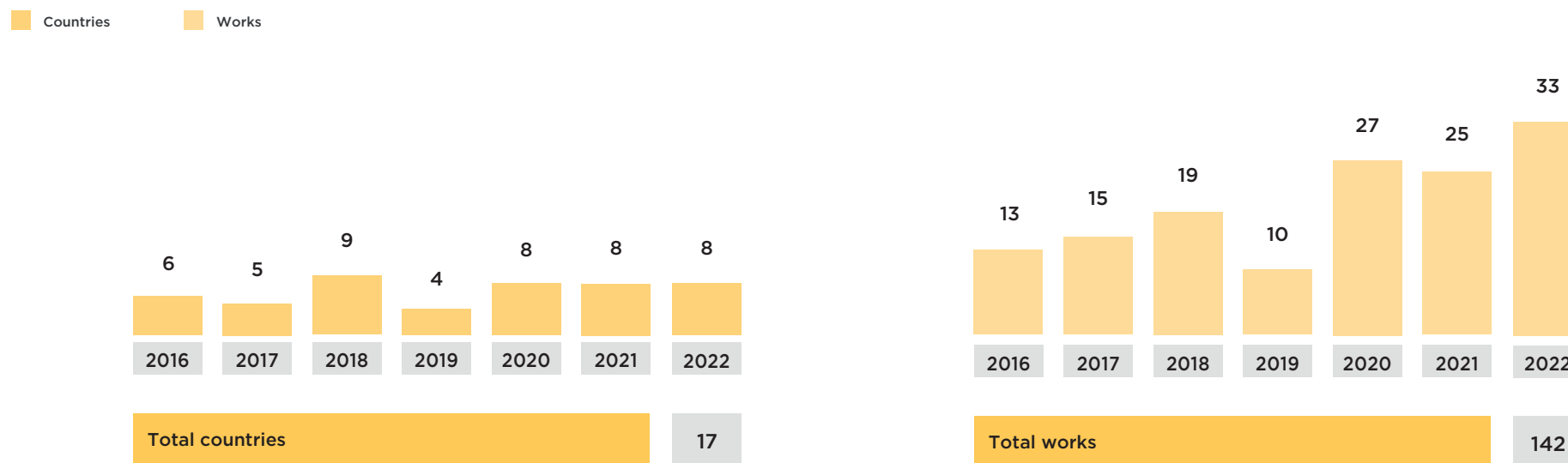


Source: Direzione generale Cinema e audiovisivo - MIC

INTERNATIONAL TAX CREDIT

Audiovisual works (2016-2022)

Tax credit for foreign TV and web titles (2016-2022): by number of requesting countries, number of works and credit requested (€ million)



Year of request presentation	2016	2017	2018	2019	2020	2021	2022	Total
Tax credit requested	2,65 €	9,68 €	54,22 €	10,04 €	28,40 €	80,01 €	124,79 €	309,90 €
Investment base for the tax credit	10,61 €	38,14 €	180,88 €	33,48 €	94,73 €	200,27 €	311,96 €	870,08 €

Source: Direzione generale Cinema e audiovisivo - MiC

VIDEOGAMES TAX CREDIT

- In 2022, **37 videogames** requested tax credit (28 in 2021) for a total requested credit of **€ 12.7 million** (€5.06 million in 2021).

- The **total investment** from 2016 to 2022 generated from requests for tax credit is **€ 88 million** (overall value of the investments generated by tax credit).

04

TAX CREDIT VIDEOGAMES

Videogames (2021-2022)

Tax credit for videogames (2021-2022)

■ Number of companies ■ Number of titles ■ Credit requested

