



# ITALY'S CINEMA AND AUDIOVISUAL INDUSTRY IN NUMBERS *2024*



## Cinema production

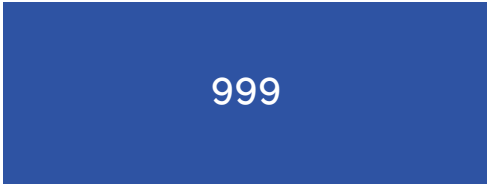
- **400 feature-length films** completed the classification procedure in 2024 (-1.7% on 2023). A 59% increase on 2020.
- **263 films** were **100% Italian productions** (**151 features**, **112 documentaries**) in addition to **103 co-productions** for a total of **366 films eligible** as Italian, an increase of 2% on 2023. The co-productions included: **51** in **majority** participation, **2 equal** and **50 minority**. Numbers are similar to 2023 with an increase (+15.9%) in majority participations.
- The **total cost** of films produced tallies to over **€ 800 M** (+18% on 2023).
- The largest quota of domestic public investment derives from **tax credit**: production tax credit alone came to **€ 247 M** (+20% on 2023) in 2024.
- Although the requests for tax credit were **less** than 2023 (because of the lack of tax credit distribution in 2024), the overall total requested was more than the previous year (+10%).
- The presence of **female** directors on feature-length films and documentaries increased both in percentage (20% in 2024, up from 17% in 2023) and numbers (+11% on 2023).
- **72 short films** completed classification in 2024 (-7% on 2023).
- The total cost of short films in 2024 was approx. **€ 6.6 M**. **Selective** grants were disbursed for a total of approx. **€ 500K**. Requests for **production tax credit** came to approx. **€ 2 M**.

# 01

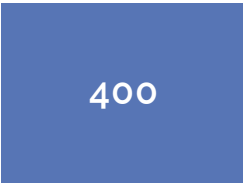
Cinema production

Feature-length films

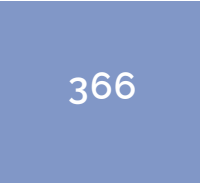
Films completing classification (including, feature-length films, short films, foreign films, theatrically released TV/Internet works, rereleases, alternative content).



Filter by type (classified feature-length films) from now on indicated as **FILMS**.



Filter by budget (**ELIGIBLE FILMS**)



Filter by co-production (**ITALIAN DRIVEN FILMS**)  
100% Italian films, majority participation in co-production, equal participation in co-production.



## Cinema production

Number of films

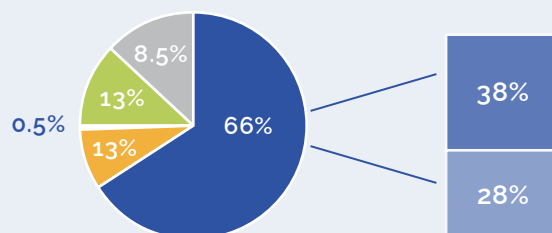


**400 Italian** films were classified in **2024**. **Co-productions increased** 10.7% on the previous year.

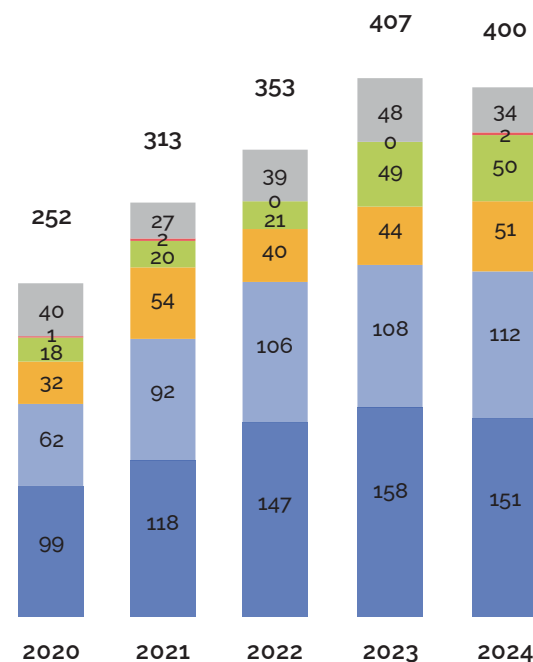
Films (2020-2024)

Number of films

### Films 2024



- Ineligible films
- Films in equal co-production
- Films in minority co-production
- Films in majority co-production
- Documentary films, 100% Italian
- Feature films, 100% Italian



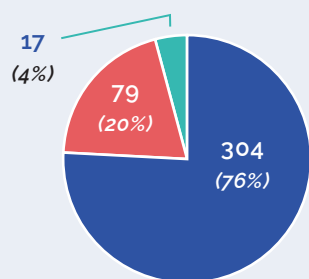
## Cinema production

### Gender parity report (directors)

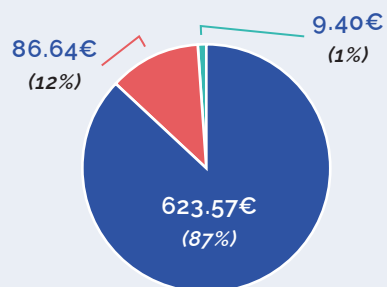


79 films in 2024 were directed by female directors. The past 5 years demonstrate a **constant**, albeit modest, **increase** in female directors (from 13% in 2020 to 20% in 2024).

**Films 2024**  
Films

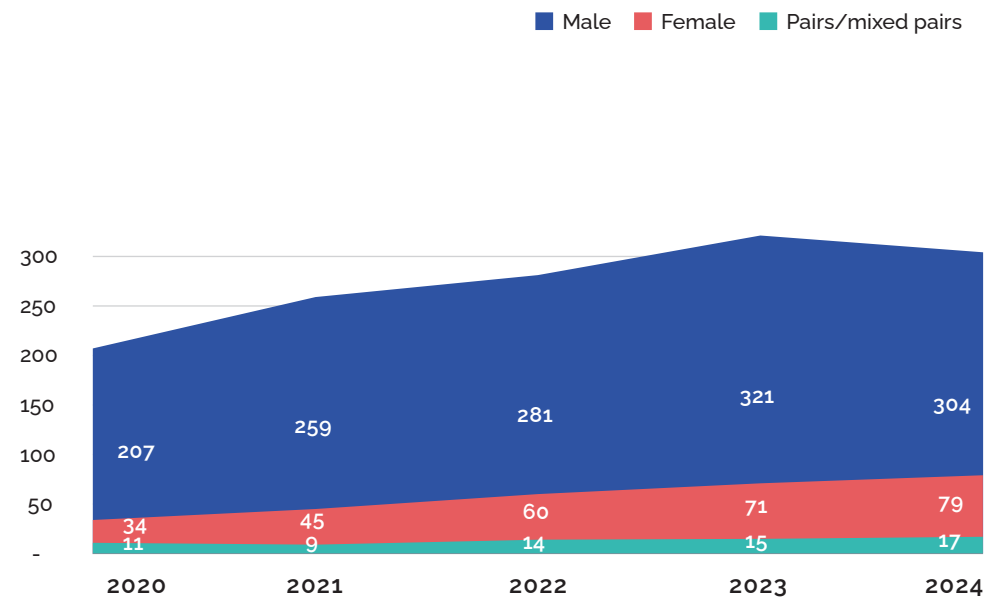


**Italian initiative films, 2024**  
Budget (€, millions)



**Films (2020-2024)**

Films



## Cinema production

### Cost



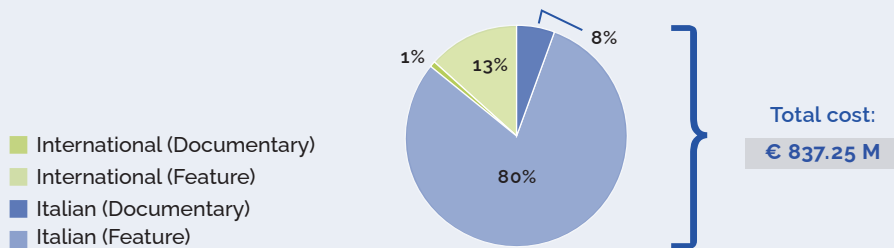
The **overall cost** of the Italian films classified in **2024** amounts to > **€ 800 M**, an increase of 18% on 2023 despite the smaller quantity of films.

### Eligible films 2020-2024

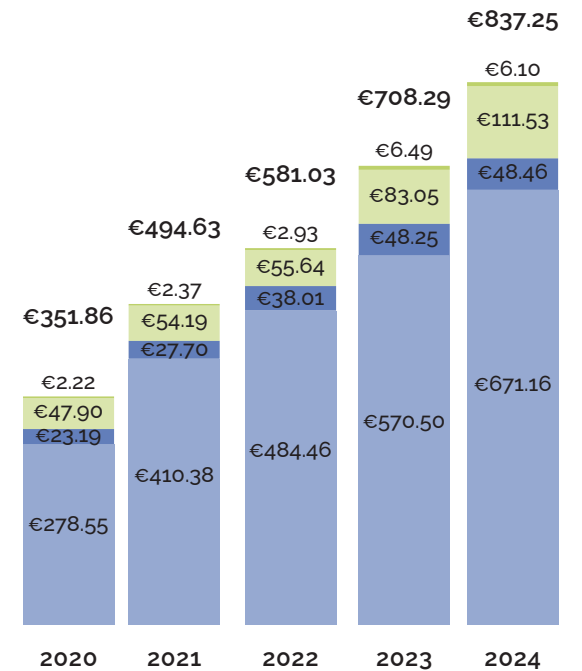
Total cost (€, millions)

#### Eligible films 2024

Total cost (percentage)



International (Documentary)  
International (Feature)  
Italian (Documentary)  
Italian (Feature)





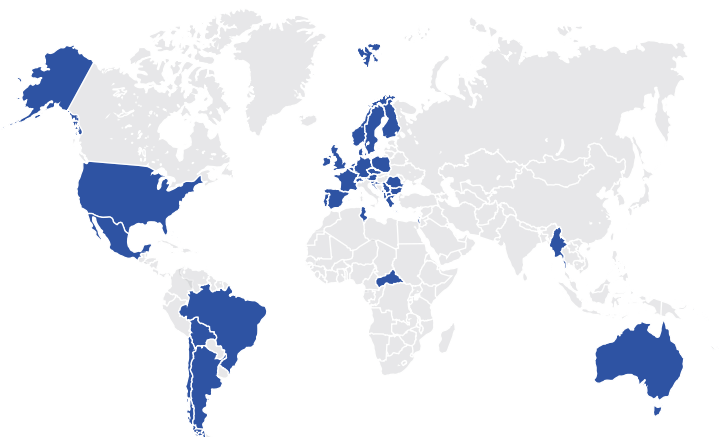
## Cinema production

### International partners



**148 co-production contracts** were registered in **2024** (+18 on 2023). **France** was the main international partner with **27 co-produced films**.

### Co-production contracts by partner nationality 2024



FRANCE	27	AUSTRIA	2
SWITZERLAND	13	BRAZIL	2
SLOVENIA	11	CILE	2
GERMANY	10	DENMARK	2
BELGIUM	9	FINLAND	2
CROATIA	7	SWEDEN	2
SERBIA	5	ARGENTINA	1
SPAIN	5	AUSTRALIA	1
BULGARIA	4	BOLIVIA	1
MEXICO	4	IRELAND	1
POLAND	4	ISRAEL	1
PORTUGAL	4	KOSOVO	1
UK	4	LUXEMBOURG	1
GREECE	3	MYANMAR	1
MACEDONIA	3	NORWAY	1
NETHERLANDS	3	CZECH REPUBLIC	1
ROMANIA	3	CENTRAL AFRICAN REPUBLIC	1
USA	3		
ALBANIA	2	TUNISIA	1

## Cinema production

### Cost bracket



Comparison with the previous **3 years** reveals **double** the number of **high budget films** and a **decrease** in **low budget films**.

### Italian initiative films 2022-2024

Films and budget (€, millions)

COST BRACKET	2022		2023		2024	
	FILMS	TOTAL	FILMS	TOTAL	FILMS	TOTAL
≤ € 200,000	77	€ 7.84	70	€ 7.56	69	€ 7.74
> € 200,000 and ≤ € 800,000	72	€ 29.49	97	€ 42.46	85	€ 34.17
> € 800,000 and ≤ € 1,500,000	46	€ 52.35	39	€ 45.65	42	€ 47.98
> € 1,500,000 and ≤ € 2,500,000	23	€ 46.19	27	€ 54.42	39	€ 78.71
> € 2,500,000 and ≤ € 3,500,000	28	€ 83.16	22	€ 65.20	16	€ 48.39
> € 3,500,000 ≤ € 10,000,000	42	€ 224.47	41	€ 227.85	53	€ 311.20
> € 10,000,000	6	€ 78.98	14	€ 175.62	12	€ 191.43
<b>TOTAL</b>	<b>294</b>	<b>€ 522.47</b>	<b>310</b>	<b>€ 618.75</b>	<b>316</b>	<b>€ 719.62</b>



## Cinema production

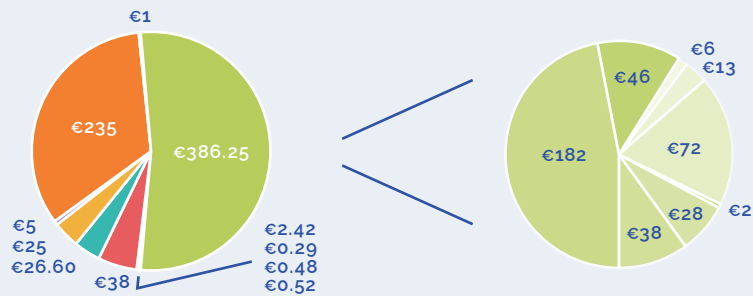
### Sources of financing



Public financing provided **€ 333 M** (46% of the total). Over half the financing (**€ 386 M**) was privately funded ("Other"). The largest group is independent producers.

#### Italian initiative films 2024

Sources of financing (€, millions)



2024	
Tax credit, outside investors	€ 1
Tax credit, production	€ 235
Automatic reinvestment	€ 5
Selective production grants	€ 25
Regional and Film Commission funding	€ 26.60
International co-producers/minoritari	€ 38
Ibermedia	€ -
Eurimages	€ 2.4
Creative Europe - MEDIA	€ 0.29
Co-development funds	€ 0.48
Selective development grants	€ 0.52
Other	€ 386.25
<b>Total</b>	<b>€ 719.62</b>

Other	
Production contribution from TV broadcasters	€ 6
Funding contribution from third parties	€ 13
Presales, Italy	€ 72
Presales, international	€ 2
Minimum Guarantee, Italy	€ 28
Minimum Guarantee, international	€ 38
Italian producers, independent	€ 182
Italian producers, non-independent	€ 46

## Cinema production

### Selective and automatic production grants



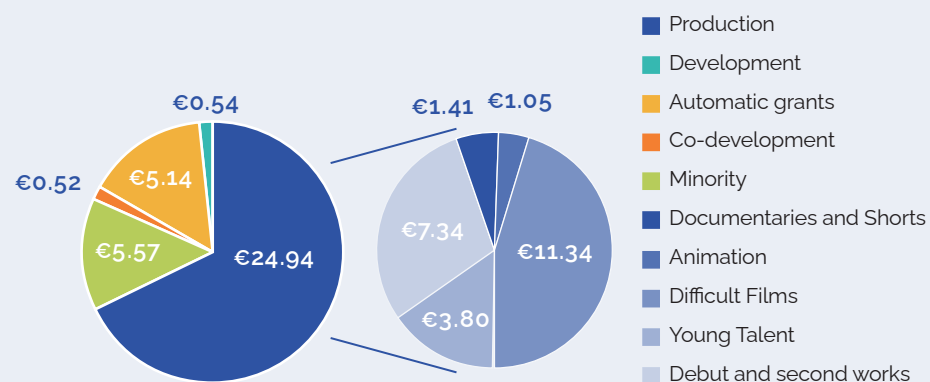
**183** eligible films in **2024** won **grants** for a total of **€ 36.71 M**.  
This includes € 25 M in **selective production grants**.

### Eligible films 2022-2024

Grants (€, millions)

#### Eligible films 2024

Grants (€, millions)



	2022		2023		2024	
	FILM	GRANT	FILM	GRANT	FILM	GRANT

Films with Cultural Interest (IC) grants	1	€ 0.02	0	€ -	0	€ -
Films with Debut, Second Works (OPS) grants	0	€ -	1	€ 0.15	0	€ -
<b>Selective production grants</b>	<b>94</b>	<b>€ 23.98</b>	<b>89</b>	<b>€ 22.94</b>	<b>97</b>	<b>€ 24.94</b>
Funding 1 - Young Authors	13	€ 3.83	12	€ 3.51	17	€ 3.80
Funding 2 - Debut and Second Works	20	€ 5.65	20	€ 5.43	28	€ 7.34
Funding 3 - Documentaries and Short Films	26	€ 1.31	25	€ 1.66	18	€ 1.41
Funding 4 - Animation	2	€ 0.62	4	€ 1.87	4	€ 1.05
Funding 5 - Artistic Quality and Difficult Films	33	€ 12.57	29	€ 10.89	30	€ 11.34
Development / Original screenplays	14	€ 0.94	7	€ 0.41	12	€ 0.54
Minorities fund	13	€ 1.06	33	€ 4.24	36	€ 5.57
Co-development funds	1	€ 0.03	8	€ 0.41	8	€ 0.52
Reinvestment of automatic grants	28	€ 4.75	24	€ 4.81	30	€ 5.14
<b>TOTAL</b>	<b>151</b>	<b>€ 30.78</b>	<b>162</b>	<b>€ 32.96</b>	<b>183</b>	<b>€ 36.71</b>

## Cinema production

### Tax credit requests



**315 tax credit** requests were made for eligible films in **2024**, for a total of **€ 248 M**. **99%** of the requests were for **production** tax credit.

#### Eligible films 2023-2024

Tax credit requested (€, millions)

	2023		2024	
	VALUE, TOTAL	%	VALUE, TOTAL	%
Production Tax Credit	€ 206.13	92%	€ 247.27	100%
External Tax Credit	€ 0.12	0%	€ 0.80	0%
Distribution Tax Credit	€ 19.01	8%	€ 0.00	0%
<b>TOTAL</b>	<b>€ 225.26</b>	<b>100%</b>	<b>€ 248.07</b>	<b>100%</b>

#### Eligible films 2023-2024

Requests

	2023		2024	
	REQUESTS	%	REQUESTS	%
Production Tax Credit	301	76%	313	99%
External Tax Credit	2	1%	2	1%
Distribution Tax Credit	95	24%	0	0%
<b>TOTAL</b>	<b>398</b>	<b>100%</b>	<b>315</b>	<b>100%</b>

## Cinema production

### Tax credit requests

Documentaries

### Research and training works

Tax credit requested (€, millions) & number of requests

	2022	2023	2024
Films	17	15	13
<b>TOTAL REQUESTS</b>	<b>€ 1.94</b>	<b>€ 1.38</b>	<b>€ 2.01</b>

### Eligible documentaries 2022-2024

Requests (amount) & tax credit requested (€, millions)

	2022		2023		2024	
	TAX CREDIT REQUESTS	%	TAX CREDIT REQUESTS	%	TAX CREDIT REQUESTS	%
Production Tax Credit	10.43 €	81%	16.93 €	92%	16.92 €	100%
External Tax Credit	0.00 €	0%	0.00 €	0%	0.00 €	0%
Distribution Tax Credit	2.52 €	19%	1.47 €	8%	0.00 €	0%
<b>TOTAL</b>	<b>12.94 €</b>	<b>100%</b>	<b>18.40 €</b>	<b>100%</b>	<b>16.92 €</b>	<b>100%</b>

	2022		2023		2024	
	REQUESTS	%	REQUESTS	%	REQUESTS	%
Production Tax Credit	87	78%	106	81%	106	100%
External Tax Credit	0	0%	0	0%	0	0%
Distribution Tax Credit	25	22%	24	19%	0	0%
<b>TOTAL</b>	<b>112</b>	<b>100%</b>	<b>130</b>	<b>100%</b>	<b>106</b>	<b>100%</b>

## Cinema production

### Tax credit requests

*Works of fiction*

### Research and training works

Tax credit requested (€, millions) & number of requests

	2022	2023	2024
Films	15	11	6
<b>TOTAL REQUESTS</b>	<b>€ 3.79</b>	<b>€ 1.88</b>	<b>€ 1.60</b>

### Eligible works of fiction 2022-2024

Requests (amount) & tax credit requested (€, millions)

	2022		2023		2024	
	CREDIT REQUESTS	%	CREDIT REQUESTS	%	CREDIT REQUESTS	%
Production Tax Credit	165.28 €	92%	191.96 €	91%	230.34 €	100%
External Tax Credit	0.28 €	0%	0.14 €	0%	0.80 €	0%
Distribution Tax Credit	14.04 €	8%	17.55 €	9%	0.00 €	0%
<b>TOTAL</b>	<b>179.59 €</b>	<b>100%</b>	<b>209.65 €</b>	<b>100%</b>	<b>231.14 €</b>	<b>100%</b>

	2022		2023		2024	
	REQUESTS	%	REQUESTS	%	REQUESTS	%
Production Tax Credit	171	71%	199	73%	207	99%
External Tax Credit	2	1%	2	1%	2	1%
Distribution Tax Credit	66	28%	72	26%	0	0%
<b>TOTAL</b>	<b>239</b>	<b>100%</b>	<b>273</b>	<b>100%</b>	<b>209</b>	<b>100%</b>

## Cinema production

### Tax credit requests

Cost bracket – Documentaries

### Italian initiative documentaries 2022-2024

Films (total & percentage) requesting tax credit "Production" by cost bracket

COST BRACKET	2022		2023		2024	
	FILMS	%	FILMS	%	FILMS	%
≤ € 200,000	30	48%	28	54%	33	59%
> € 200,000 and ≤ € 800,000	40	87%	55	93%	52	91%
> € 800,000 and ≤ € 1,500,000	8	100%	5	100%	7	100%
> € 1,500,000 and ≤ € 2,500,000	1	33%	2	100%	4	80%
> € 2,500,000 and ≤ € 3,500,000	0	0%	2	100%	0	0%
> € 3,500,000 ≤ € 10,000,000	0	0%	1	100%	1	100%
> € 10,000,000	0	0%	0	0%	0	0%
<b>TOTAL</b>	<b>79</b>	<b>67%</b>	<b>93</b>	<b>77%</b>	<b>97</b>	<b>77%</b>

## Cinema production

### Tax credit requests

Cost brackets – works of fiction

### Italian initiative works of fiction 2022-2024

Films (total & percentage) requesting tax credit "Production" by cost bracket

COST BRACKET	2022		2023		2024	
	FILMS	%	FILMS	%	FILMS	%
≤ € 200,000	6	38%	4	22%	1	8%
> € 200,000 and ≤ € 800,000	21	81%	31	82%	24	86%
> € 800,000 and ≤ € 1,500,000	38	100%	34	100%	34	97%
> € 1,500,000 and ≤ € 2,500,000	20	100%	25	100%	34	100%
> € 2,500,000 and ≤ € 3,500,000	28	100%	20	100%	16	100%
> € 3,500,000 ≤ € 10,000,000	42	100%	40	100%	51	98%
> € 10,000,000	6	100%	14	100%	12	100%
<b>TOTAL</b>	<b>161</b>	<b>91%</b>	<b>168</b>	<b>89%</b>	<b>172</b>	<b>91%</b>



## Cinema production

### Box office and tickets



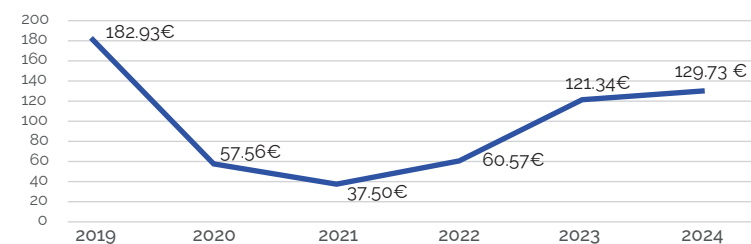
**Slight growth** in the results of theatrical distribution of films classified in **2024: +7% box office, +3% tickets sold** on 2023.

	2019	2020	2021	2022	2023	2024
Films	224	152	208	280	291	318
% of total	69%	60%	66%	79%	71%	80%
Box office	€ 182.93	€ 57.56	€ 37.50	€ 60.57	€ 121.34	€ 129.73
Tickets	28.11	9.07	5.76	9.44	18.36	18.92

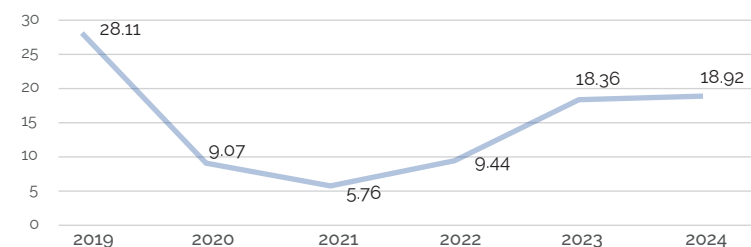
## Italian films classified between 2019-2024

Theatrical release: box office (€, millions), tickets (millions)

### BOX OFFICE



### TICKETS



## Cinema production

### Box Office and tickets

#### Documentaries

Italian initiative documentaries requesting at least one type of tax credit from **2022-2024**

Box office (€, millions)

COST BRACKET	2022		2023		2024	
	FILMS	BOX OFFICE	FILMS	BOX OFFICE	FILMS	BOX OFFICE
≤ € 200,000	24	€ 0.25	18	€ 0.52	22	€ 0.17
> € 200,000 and ≤ € 800,000	29	€ 0.70	36	€ 2.23	41	€ 0.85
> € 800,000 and ≤ € 1,500,000	8	€ 0.43	4	€ 0.28	5	€ 2.15
> € 1,500,000 and ≤ € 2,500,000	3	€ 2.95	2	€ 0.10	1	€ -
> € 2,500,000 and ≤ € 3,500,000	0	€ -	1	€ 0.51	0	€ -
> € 3,500,000 ≤ € 10,000,000	0	€ -	1	€ 0.08	1	€ 1.15
> € 10,000,000	0	€ -	0	€ -	0	€ -
<b>TOTAL</b>	<b>64</b>	<b>€ 4.33</b>	<b>62</b>	<b>€ 3.72</b>	<b>70</b>	<b>€ 4.32</b>
<b>Ineligible</b>	<b>10</b>	<b>€ 0.37</b>	<b>21</b>	<b>€ 0.16</b>	<b>11</b>	<b>€ 0.04</b>

## Cinema production

### Box office and tickets

*Works of fiction*

Italian initiative works of fiction requesting at least one type of tax credit from **2022-2024**

Box office (€, millions)

COST BRACKET	2022		2023		2024	
	FILMS	BOX OFFICE	FILMS	BOX OFFICE	FILMS	BOX OFFICE
≤ € 200,000	5	€ 0.02	4	€ 0.07	1	€ 0.02
> € 200,000 and ≤ € 800,000	19	€ 0.46	20	€ 0.21	21	€ 0.75
> € 800,000 and ≤ € 1,500,000	35	€ 1.64	28	€ 0.57	32	€ 0.83
> € 1,500,000 and ≤ € 2,500,000	19	€ 0.81	22	€ 2.52	29	€ 1.90
> € 2,500,000 and ≤ € 3,500,000	28	€ 2.68	17	€ 4.81	14	€ 7.02
> € 3,500,000 ≤ € 10,000,000	40	€ 36.96	38	€ 38.45	48	€ 73.18
> € 10,000,000	6	€ 10.90	11	€ 67.49	11	€ 21.25
<b>TOTAL</b>	<b>152</b>	<b>€ 53.48</b>	<b>140</b>	<b>€ 114.12</b>	<b>156</b>	<b>€ 104.95</b>
<b>Ineligible</b>	<b>12</b>	<b>€ 1.44</b>	<b>12</b>	<b>€ 0.15</b>	<b>8</b>	<b>€ 0.86</b>

Cinema production

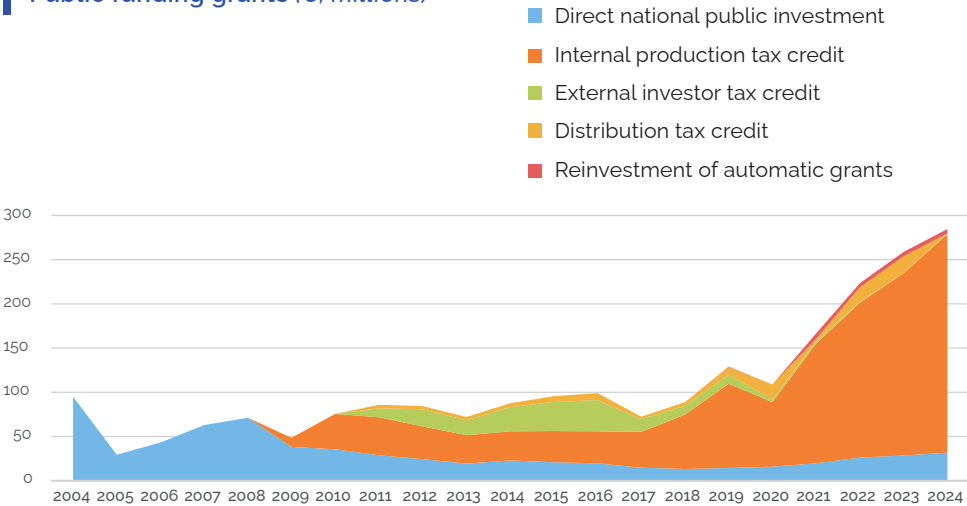
Public funding grants



Public funding grants for the films classified in **2024** came to approx. **€ 285 M**, of which **€ 247 M** in **production** tax credit requests.

Films 2004-2024

Public funding grants (€, millions)



	Direct contributions	Internal production tax credit	External tax credit	Distribution tax credit	Reinvestment of automatic grants	Total
2004	94.8					
2005	29.5					
2006	43.3					
2007	63					
2008	71					
2009	38.1	10.3				48.4
2010	35.4	40				75.4
2011	28.8	42.8	10.1	4		85.7
2012	24.4	37.1	19.3	3.7		84.5
2013	19.3	32.1	16.9	3.7		72
2014	22.87	33.07	27.18	4.47		87.58
2015	20.83	35.29	32.91	6.39		95.42
2016	19.60	36.34	35.09	8.12		99.151
2017	14.70	40.43	14.60	2.66		72.385
2018	13.27	61.52	9.90	4.17		88.854
2019	14.34	95.26	10.48	8.35	0.6	129.03
2020	15.89	72.94	2.90	17.13	0.05	108.91
2021	19.77	135.15	2.59	2.81	6	166.32
2022	26.03	175.35	0.90	16.55	4.75	223.58
2023	28.59	206.13	0.12	19.01	4.81	258.66
2024	31.57	247.27	0.80	-	5.14	284.78

## Cinema production

### Quantity of films

Short films



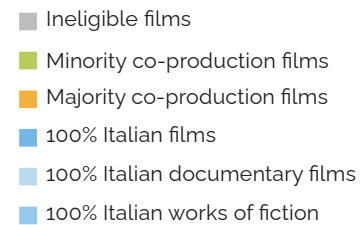
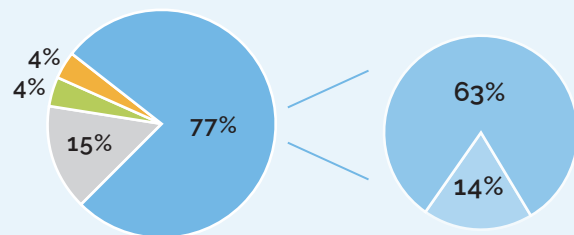
72 short films were classified in 2024. These include 3 minority participation co-productions for the first time in three years.

### Short films 2022-2024

Films, number

#### Short films 2024

(percentage)



Cinema production

Total cost

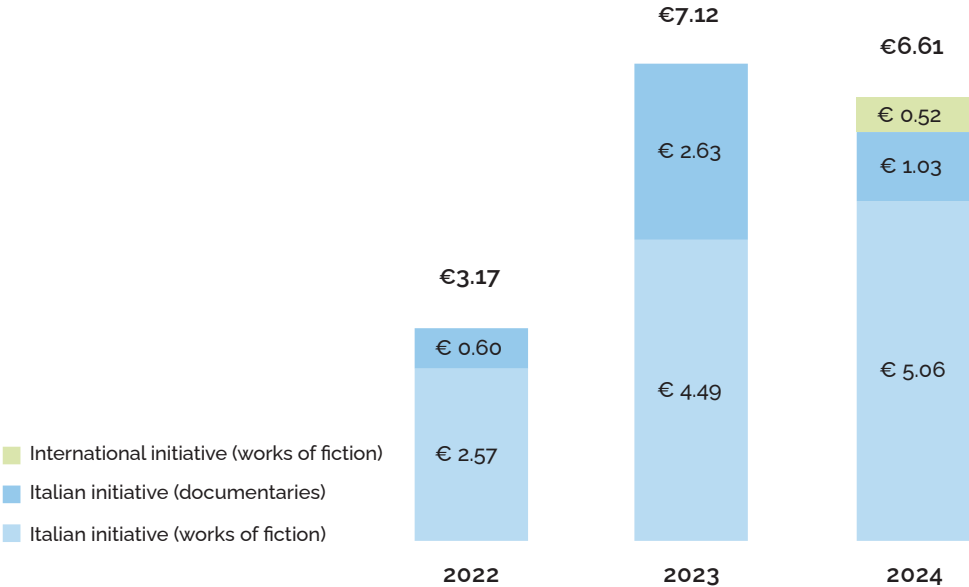
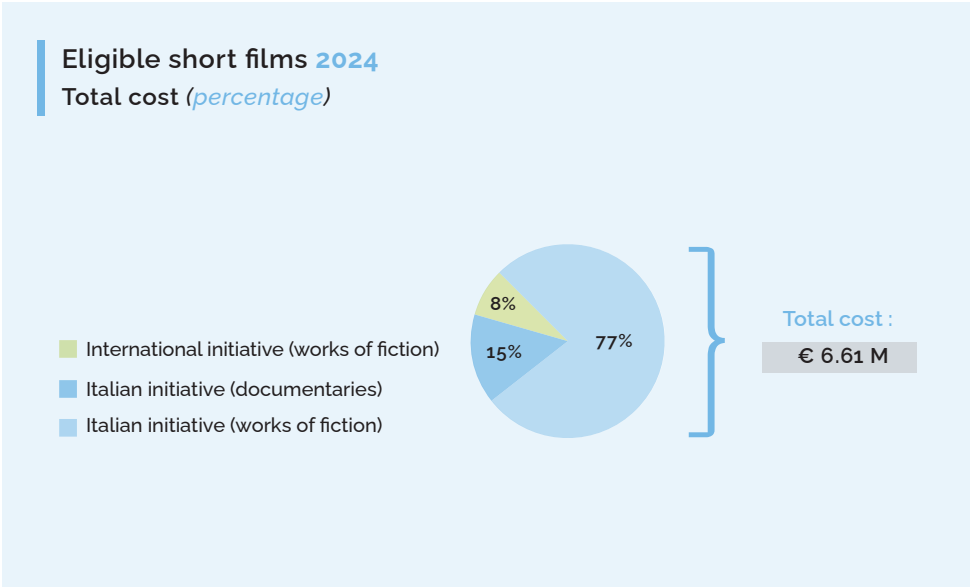
Short films



The total cost of the eligible short films in 2024 is € 6.6 M; 77% was Italian initiative capital invested in works of fiction.

Eligible short films 2022-2024

Total cost (€, millions)



---

## Audiovisual production

- **262** audiovisual works (TV and internet) provided sample copies in 2024, over double the number in 2020 and an **increase on 2023** (TV: +8, internet +5).
- The total cost of audiovisual co-production projects was over € 1 B (891 M in 2023).
- International minority participation in **co-production** invested more (€62M) than Italian companies (**€ 54 M**).
- In 2024, tax credit was the largest quota of public investment: **production** tax credit alone was worth **€ 266.88 M** (+5% on 2023).

02



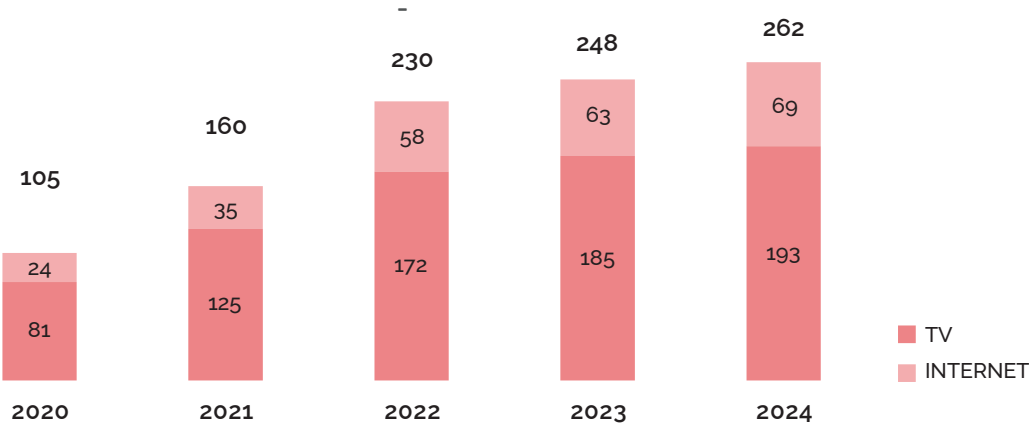
# Audiovisual production

## Audiovisual works

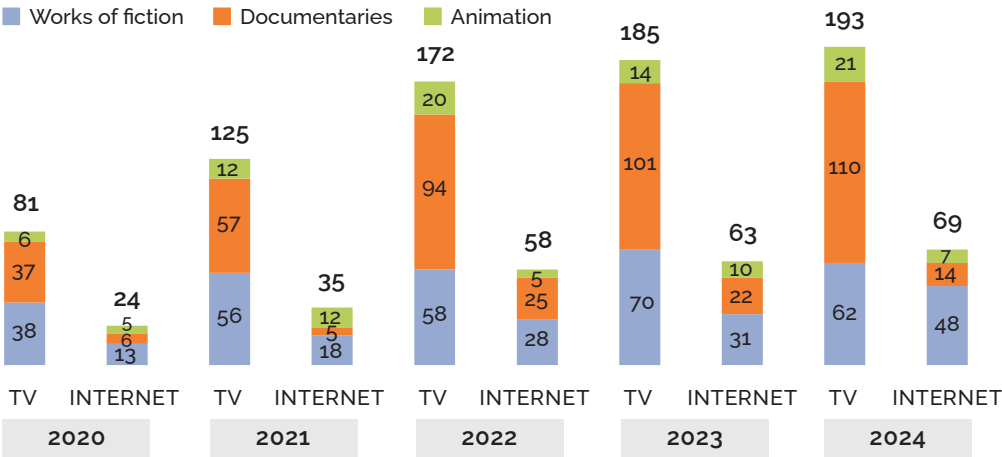


262 works for TV and internet were produced in 2024, an increase of 6% on 2023 and 150% on 2020.

Audiovisual titles by distribution platforms 2020-2024



Audiovisual titles by platform and genre 2020-2024



Audiovisual production

Sources of financing



Public funding contributed € 326 M (35% of the total). 65% of the funding (€ 598 M) was from private sources (“Other”). The largest contributor is represented by independent producers, followed by TV broadcasters.

2024	
Production tax credit	€ 266.88
Selective production grants	€ 2.67
Regional and Film Commission funds	€ 8.56
International funding	€ 43.99
Creative Europe MEDIA	€ 1
Selective development grants	€ 0.25
Reinvestment of automatic grants	€ 3.09
Other	€ 598.16
Total	€ 924.60

Other	
TV broadcasters	€ 163.13
OTT	€ 54.28
Private entities	€ 1.47
Presales, Italy	€ 122.45
Presales, international	€ 40.05
Minimum guarantee, Italy	€ 1.06
Minimum guarantee, international	€ 26.89
Independent producers	€ 187.05
Non independent producers	€ 1.77

Italian initiative audiovisual works 2024

Sources of financing (€, millions)



Source: Direzione generale Cinema e audiovisivo - MiC, Eurimages, Creative Europe - Media, Regions and Film Commissions

## Audiovisual production

### Production tax credit

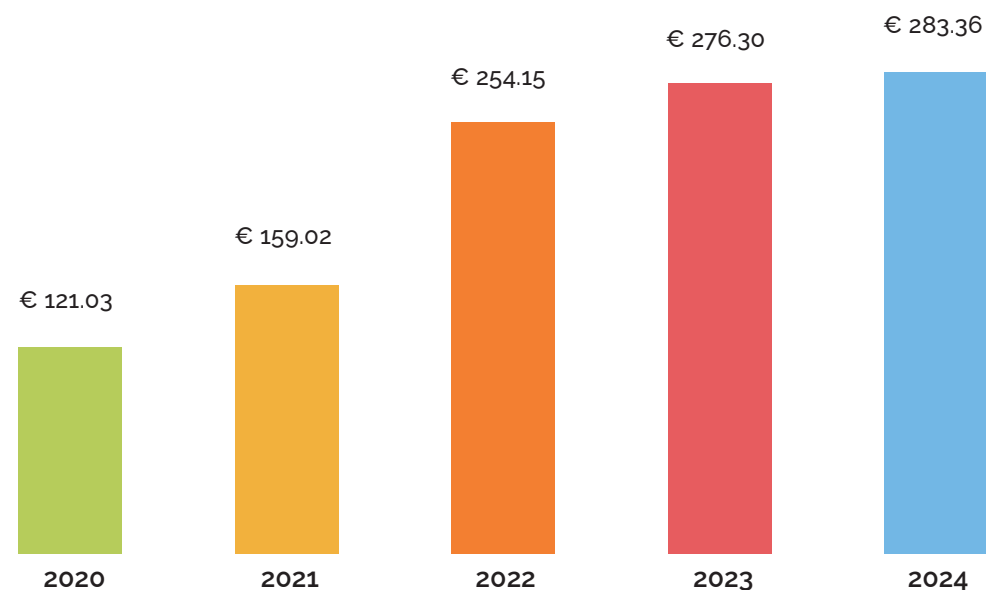


**Tax credit** requested for the TV and internet productions delivered in **2024** totalled **€ 283 M** (+3% on 2023).

### Production tax credit requested 2022-2024 - (€, millions)

	2022			2023			2024		
	TV	INTERNET	TOT	TV	INTERNET	TOT	TV	INTERNET	TOT
Works of fiction	€ 171.46	€ 46.77	€ 218.23	€ 175.71	€ 64.12	€ 239.84	€ 156.10	€ 84.66	€ 240.76
Documentaries	€ 10.66	€ 3.23	€ 13.88	€ 8.73	€ 4.97	€ 13.71	€ 9.31	€ 4.99	€ 14.30
Animation	€ 9.56	€ 12.47	€ 22.03	€ 9.61	€ 13.15	€ 22.75	€ 14.24	€ 14.06	€ 28.30
<b>TOTAL</b>	€ 254.15			€ 276.30			€ 283.36		

### Production tax credit requested 2020-2024 - (€, millions)



## Audiovisual production

### Production Tax credit

Cost bracket

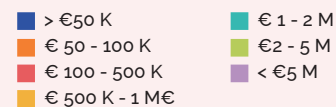


**126 production companies** requested **production tax credit** for **230** TV and internet productions delivered in **2024**, with a total of **€ 283 M**.

### Credit requested and estimated market investment 2022-2024 - (€, millions)

	2022	2023	2024
Works	203	219	230
Companies	124	125	126
Credit requests	€ 254.15	€ 276.30	€ 283.36
Total production cost	€ 755.92	€ 891.60	€ 1,001.89

### Works by bracket of requested tax credit 2024



Total :  
**230**

### Works by bracket of requested tax credit 2022-2024

	2022	2023	2024
> €50 K	38	39	36
€ 50 - 100 K	34	28	41
€ 100 - 500 K	48	53	52
€ 500 K - 1 M	16	27	26
€ 1 - 2 M	18	19	21
€ 2 - 5 M	37	40	44
< €5 M	12	13	10
TOTAL	203	219	230

## Audiovisual production

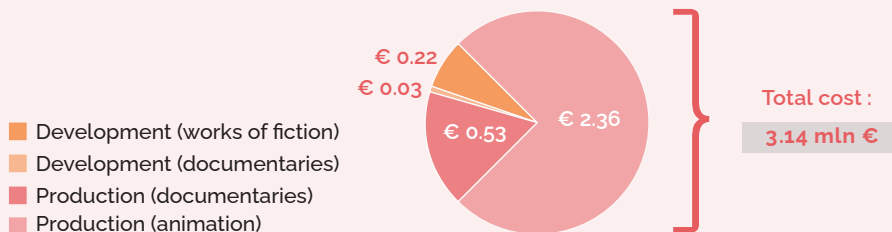
### Selective grants



**Selective grants** assigned to works for TV and internet distribution in **2024** came to **€ 3.14 M**, including **€ 2.36 M** for the **production** of **10** works of **animation**.

### Selective grants 2020-2024 - (€, millions)

#### Selective grants 2024 (€, millions)



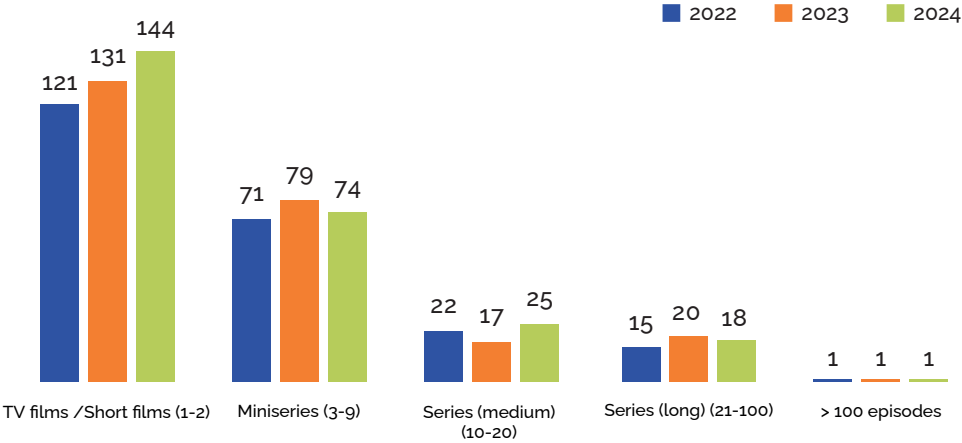
	2022		2023		2024	
	WORKS	€	WORKS	€	WORKS	€
<b>Production</b>	<b>20</b>	<b>€ 2.95</b>	<b>22</b>	<b>€ 2.07</b>	<b>20</b>	<b>€ 2.89</b>
animation	8	€ 2.21	6	€ 1.19	10	€ 2.36
documentaries	12	€ 0.74	15	€ 0.86	10	€ 0.53
works of fiction	0	-	1	€ 0.02	0	-
<b>Development</b>	<b>4</b>	<b>€ 0.34</b>	<b>9</b>	<b>€ 0.57</b>	<b>4</b>	<b>€ 0.25</b>
animation	1	€ 0.06	1	€ 0.08	0	-
documentaries	0	-	3	€ 0.12	1	€ 0.03
works of fiction	3	€ 0.28	5	€ 0.36	3	€ 0.22
<b>Special calls</b>	<b>1</b>	<b>€ 0.02</b>	<b>0</b>	<b>-</b>	<b>0</b>	<b>-</b>
<b>TOTAL</b>	<b>25</b>	<b>€ 3.30</b>	<b>31</b>	<b>€ 2.64</b>	<b>24</b>	<b>€ 3.14</b>

Audiovisual production

Audiovisual works (2022-2024)

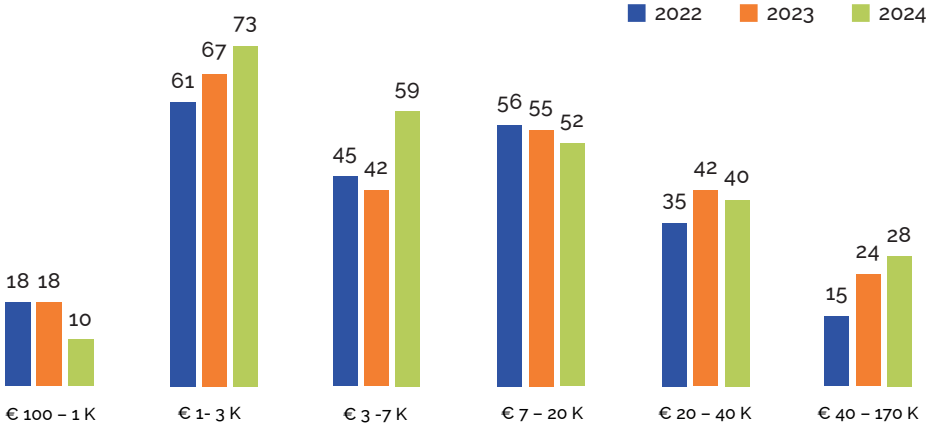
Works by number of episodes 2022-2024

	2022	2023	2024
TV Films /Short films (1-2)	121	131	144
Miniseries (3-9)	71	79	74
Series (medium) (10-20)	22	17	25
Series (long) (21-100)	15	20	18
> 100 episodes	1	1	1
TOTAL	230	248	262



Works, cost per minute 2022-2024

	2022	2023	2024
€ 100 – 1 K	18	18	10
€ 1- 3 K	61	67	73
€ 3 -7 K	45	42	59
€ 7 – 20 K	56	55	52
€ 20 – 40 K	35	42	40
€ 40 – 170 K	15	24	28
TOTAL	230	248	262

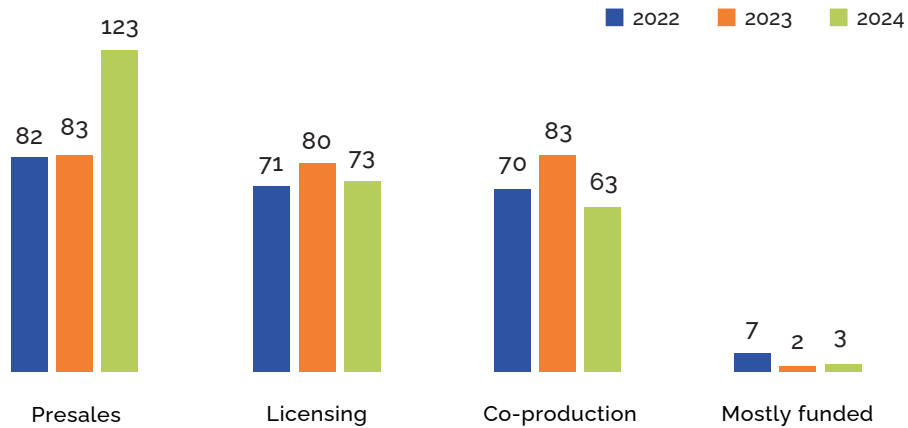


## Audiovisual production

### Audiovisual works (2022-2024)

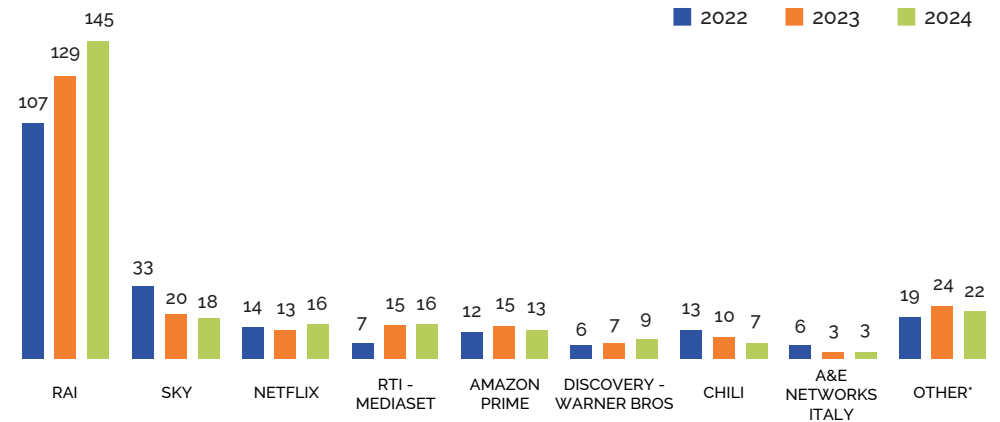
#### Works by contract type 2022-2024

	2022	2023	2024
Presales	82	83	123
Licensing	71	80	73
Co-production	70	83	63
Mostly funded	7	2	3
<b>TOTAL</b>	<b>230</b>	<b>248</b>	<b>262</b>



#### Works, main distribution outlets 2022-2024

	2022	2023	2024
RAI	107	129	145
SKY	33	20	18
NETFLIX	14	13	16
RTI - MEDIASET	7	15	16
AMAZON PRIME	12	15	13
DISCOVERY - WARNER BROS	6	7	9
CHILI	13	10	7
A&E NETWORKS ITALY	6	3	3
OTHER*	19	24	22
DISNEY+	2	2	2
LA7	0	4	2
PARAMOUNT+	0	2	2
BABEL TV	0	0	2
CG ENTERTAINMENT	1	0	2
RETE BLU (TV2000)	1	3	1
UAM.TV	0	1	1
NEXO+	1	0	1



\* Streaming via vimeo/youtube or other websites; streaming services, unavailable distribution channel.



## International tax credit

### CINEMA

- From **2016** to **2024**, 203 films requested international tax credit for a total of > **€ 580 M**.
- Tax credit was requested for **21** works in **2024** (30 in 2023) for a total of **€ 106 M**.
- From 2016 to 2024 a total of **€ 1.57 B** was requested in tax credit.

### TV E WEB

- From **2016** to **2024**, **195** audiovisual works (TV & internet) requested international tax credit for a total of > **€ 403 M**.
- Tax credit was requested by **29** audiovisual productions in **2024** (24 in 2023) for a total of almost **€ 66 M**.
- **Total investment** from 2016 to 2024 for tax credit requests was < **€1.1B**.

Data regarding international tax credit uses latest update of **16/07/2025**.

- At the time of printing this report, the international tax credit window is still open, so the data included in this chapter should not be considered definitive.

## International tax credit

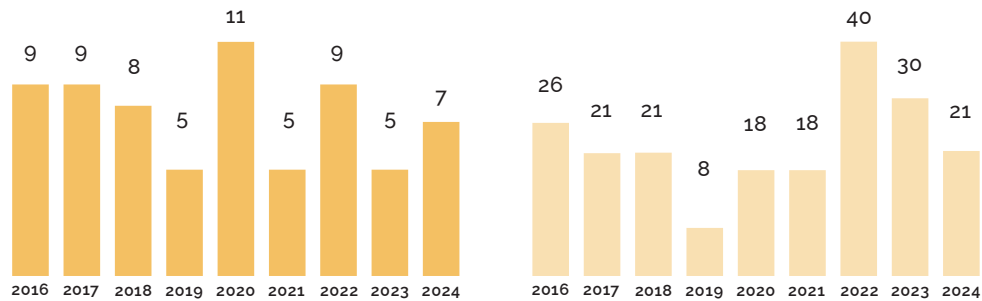
### Films



International tax credit was requested for **21** films in **2024** for a total of **€ 106 M**.

### International tax credit 2016-2024

#### Requesting countries



Total countries

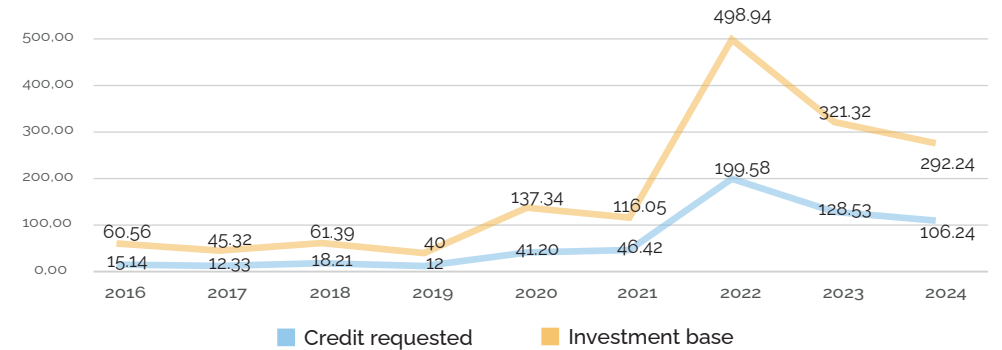
26

Total films

203

### International tax credit 2016-2024

#### Credit requested; investment base (€, millions)



Total credit requested (€, millions)

579.65

Total investment (€, millions)

1573.2

## International tax credit

### Films

## International tax credit 2016-2024

### Requesting countries

USA	72	BRAZIL	1
UK	57	SWEDEN	1
GERMANY	20	COLOMBIA	1
FRANCE	13	NETHERLANDS	1
AUSTRIA	8	BELGIUM	1
INDIA	7	PORTUGAL	1
SPAIN	6	IRELAND	1
DENMARK	3	ISRAEL	1
SWITZERLAND	3	LATVIA	1
CHINA	2	POLAND	1
MAROCCO	2	MEXICO	1
CANADA	2	SOUTH AFRICA	1
AUSTRALIA	1	UKRAINE	1

## International tax credit

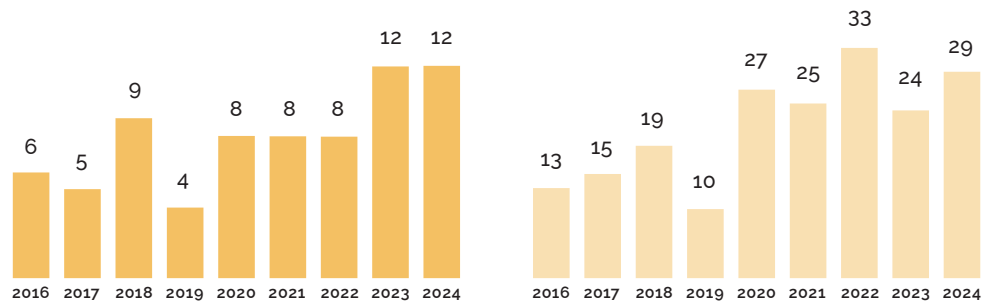
Tv / Internet



International tax credit was requested for **29** works for TV and internet in **2024** for a total of **€ 66 M**.

### International tax credit 2016-2024

Requesting countries; number of TV/internet works

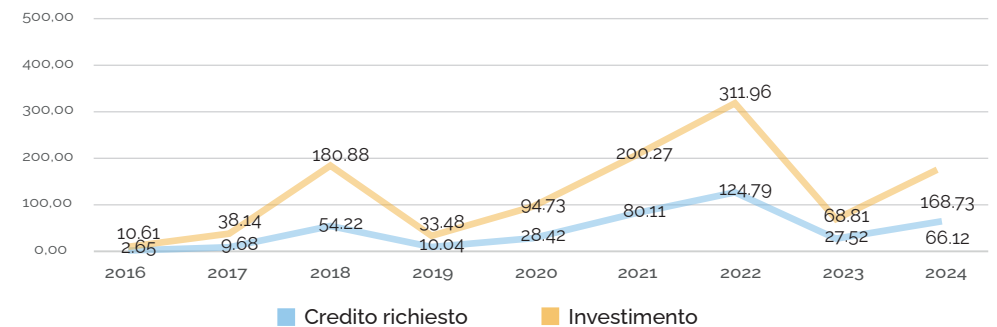


Total countries **21**

Total works **195**

### International tax credit 2016-2024

Credit requested; project investment (€, millions)



Total Credit requested (€, millions) **403.55**

Total investment (€, millions) **1107.6**

## International tax credit

Tv / Internet

### International tax credit 2016-2024

Requesting countries

GERMANY		56	CHILE		2
USA		44	INDIA		2
UK		39	AUSTRALIA		1
FRANCE		19	GREECE		1
AUSTRIA		8	HONG KONG		1
CANADA		5	IRELAND		1
BELGIUM		3	ISRAEL		1
NETHERLANDS		3	MEXICO		1
SWITZERLAND		3	SWEDEN		1
HUNGARY		3	TUNISIA		1
SPAIN		3			

## Tax credit for videogames

- In 2024, **34 companies** requested tax credit for **47 videogames** - a total of **€ 13 M**.
- The **total investment** for which tax credit was requested (2021-2024) was **€ 204 M**.

Data regarding tax credit for videogames was updated to the latest report of **30/04/2025**.

04

## Tax credit for videogames

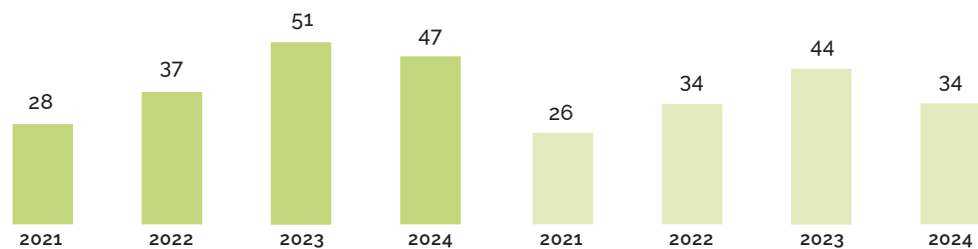
Videogames 2021-2024



In **2024**, tax credit was requested for **47** works (4 less than 2023) for a total of **€ 13.62 M**.

### Tax credit for videogames 2021-2024

Works; requesting companies

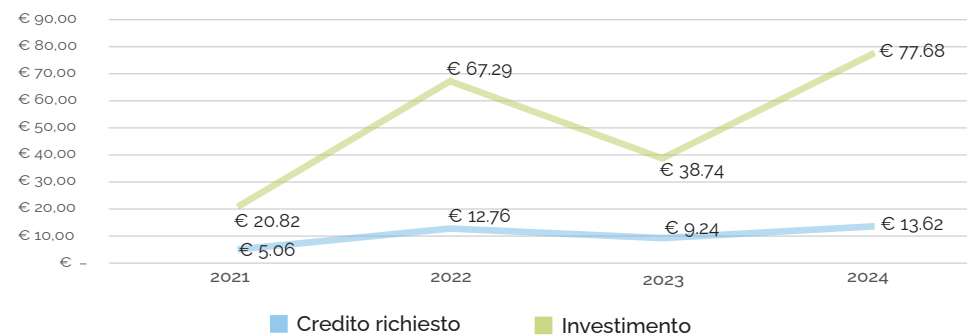


Total works 163

Total companies 96

### Tax credit for videogames 2021-2024

Credit requested (€, millions)



Total credit requested (€, millions) 40.69

Total investment (€, millions) 204.54



# *Thank you*

Italy's cinema and audiovisual industry in numbers - 2024 is a project by Ufficio studi - Direzione generale Cinema e audiovisivo - Ministry of culture

## UFFICIO STUDI

Renato Loriga  
Monica Sardelli  
Bruno Zambardino

## GRAPHIC DESIGN

Camilla Pisani

## EDITING SUPPORT

Sergio Cardella