

# GENDER BALANCE IN ITALIAN FILM CREWS

## DATA AND RESEARCH POLICIES | # 5

*SEMINAR ON GENDER EQUALITY AND INCLUSIVITY IN THE FILM INDUSTRY*

Tuesday, 2 September 2025

Biennale; Eurimages; Women in Film, Television & Media Italia

# 2017–2024

THE YEARS CONSIDERED

The period since Italy's **Law 220/2016** came into force, introducing new forms of public funding and changing the production conditions



## 2.295

WORKS SURVEYED

**Italian feature films, productions or co-productions** cleared or classified for distribution

## 11

PROFESSIONS MONITORED

**Direction, screenwriting, editing, music, sound, cinematography, production, costume design, art direction, makeup and special effects**

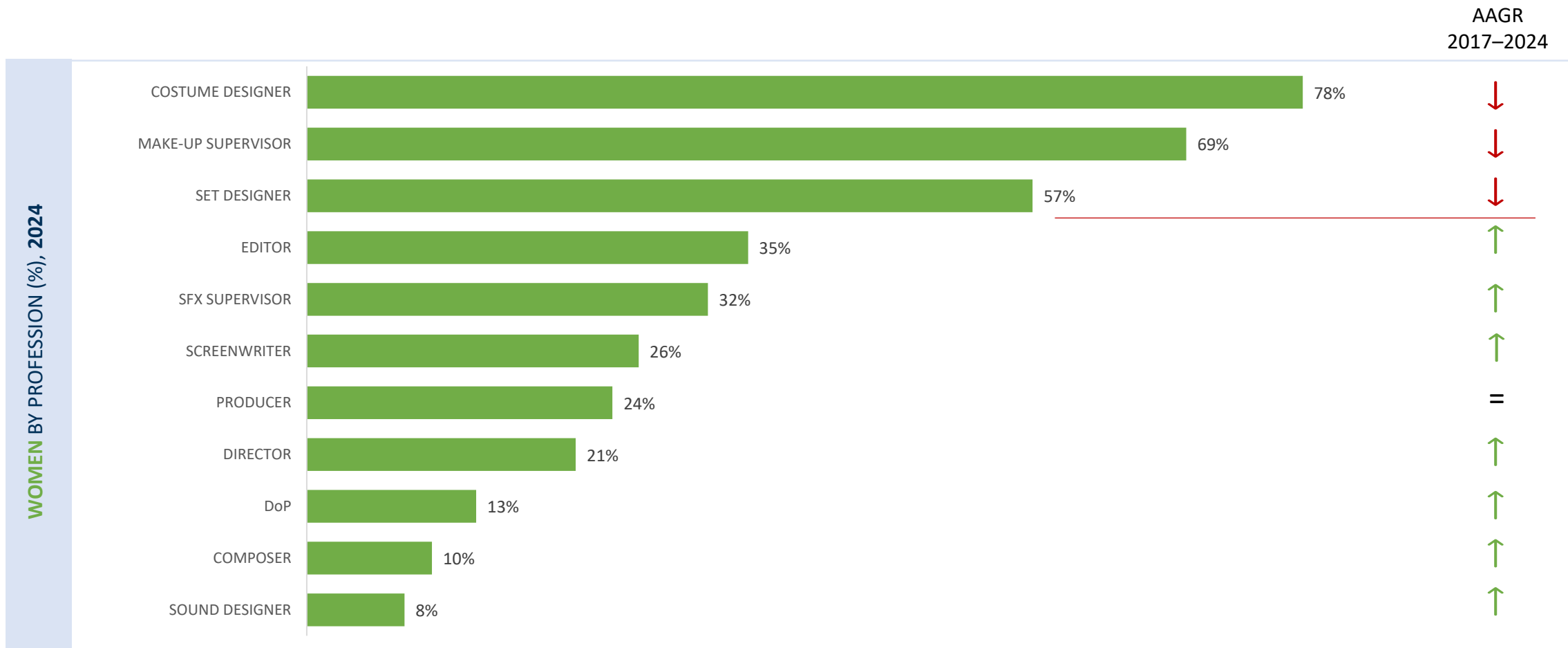
## 33.365

PROFESSIONALS IN LEADERSHIP POSITIONS WHO WERE INCLUDED IN THE RESEARCH

**Departmental heads, directors, supervisors, etc.**

In 2024, as in previous years, **8 of the 11 monitored professions were predominantly male-driven.**

However, the Annual Average Growth Rate (AAGR)\* of female employment in leadership roles remains positive in traditionally male-dominated fields and negative in female-dominated ones, so **the gender gap is closing**, albeit slowly.



\* The AAGR measures the average annual growth in the number of women per profession.

Although fewer Italian feature films were produced in 2024 compared to previous years, the proportion of **female-led works** grew to **20%**.

The **rise in debut and second works** since 2017 points to **the emergence of a new generation of directors**, especially female ones.

**FEMALE-DRIVEN, MALE-DRIVEN AND GENDER-BALANCED WORKS (%) BY YEAR**  
2017–2024\*

	2017	2018	2019	2020	2021	2022	2023	2024
<b>FEMALE-DRIVEN</b>	11%	9%	16%	16%	17%	15%	18%	20%
<b>MALE-DRIVEN</b>	83%	84%	79%	79%	76%	80%	75%	76%
<b>BALANCED</b>	6%	7%	5%	5%	7%	5%	8%	4%

Between 2017 and 2024, **14% of female-led works had young directors (aged under 35)**, compared to 9% of male-led ones.

The number of **works by young women grew** by an annual average of **21%**; those by young men, by just 3%.

**FEMALE- AND MALE-DRIVEN DEBUT OR SECOND WORKS (%) BY YEAR**  
2017–2024

	2017	2018	2019	2020	2021	2022	2023	2024
<b>FEMALE-DRIVEN</b>	18%	33%	56%	51%	50%	57%	59%	60%
<b>MALE-DRIVEN</b>	24%	30%	31%	38%	40%	37%	40%	37%

**FEMALE- AND MALE-DRIVEN WORKS BY YOUNG DIRECTORS (AVG | AAGR) (%)**  
2017–2024

	AVG	AAGR
<b>FEMALE-DRIVEN</b>	14%	+ 21%
<b>MALE-DRIVEN</b>	9%	+3%

\* As the reference year now used is the production year, percentages for works from 2017–2023 may vary slightly from those in previous reports.

FEMALE- AND MALE-DRIVEN WORKS BY MACRO-GENRES (% | AAGR\*) 2017–2024

	FICTION		DOCUMENTARY		ANIMATION	
	%	AAGR	%	AAGR	%	AAGR
<b>FEMALE-DRIVEN</b>	47%	+14%	52%	+21%	1%	+0%
<b>MALE-DRIVEN</b>	63%	+0%	35%	+8%	2%	+107%



FEMALE-DRIVEN, MALE-DRIVEN AND ALL WORKS (%) BY GENRE\*\*  
2024

	ALL	FEMALE-DRIVEN	MALE-DRIVEN
DRAMA	37%	35%	37%
DOCUMENTARY	34%	42%	31%
COMEDY	23%	12%	26%
CRIME THRILLER MISTERO	10%	12%	9%
BIO-PIC	6%	5%	6%
ACTION ADVENTURE	5%	9%	3%
HISTORICAL	5%	0%	6%
FAMILY	3%	2%	3%
ANIMATION	2%	0%	3%
HORROR	2%	0%	2%
FANTASY   SCI-FI	1%	0%	1%
SPORT	1%	0%	1%
MUSIC musical	1%	0%	1%
WAR	1%	0%	1%

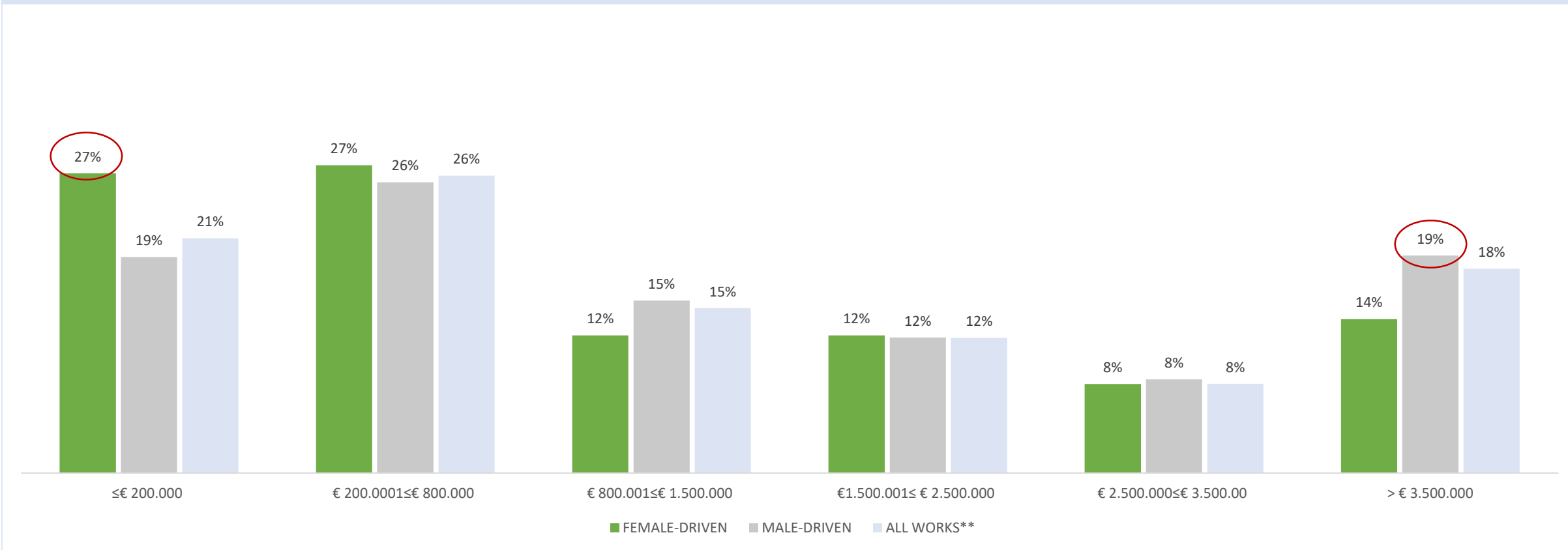
Over half of the female-driven works in the period were **documentaries**.  
There were significantly **more documentaries in general**, whether directed by men or women.  
But there was also a notable **rise in female-driven fiction works**.  
**Animation** remains a **masculine niche** genre.  
The genre breakdown of the female- and male-led works in 2024 confirms these trends.

\* AAGR measures the average yearly growth in the number of works by macro-genre.

\*\* Works may belong to more than one genre, so the percentages may add up to more than 100%.

As observed in past reports, **female-driven works tend to be lower-budget**, with 27% costing less than €200,000. Nearly half of **male-driven works also cost under €800.000**; however, **almost 1/5 of them exceed €3,5 million**.

FEMALE-DRIVEN, MALE-DRIVEN AND ALL WORKS (%) BY COST  
2017–2024\*



\* Production costs were available for 76% of the works.

\*\* Including gender-balanced works

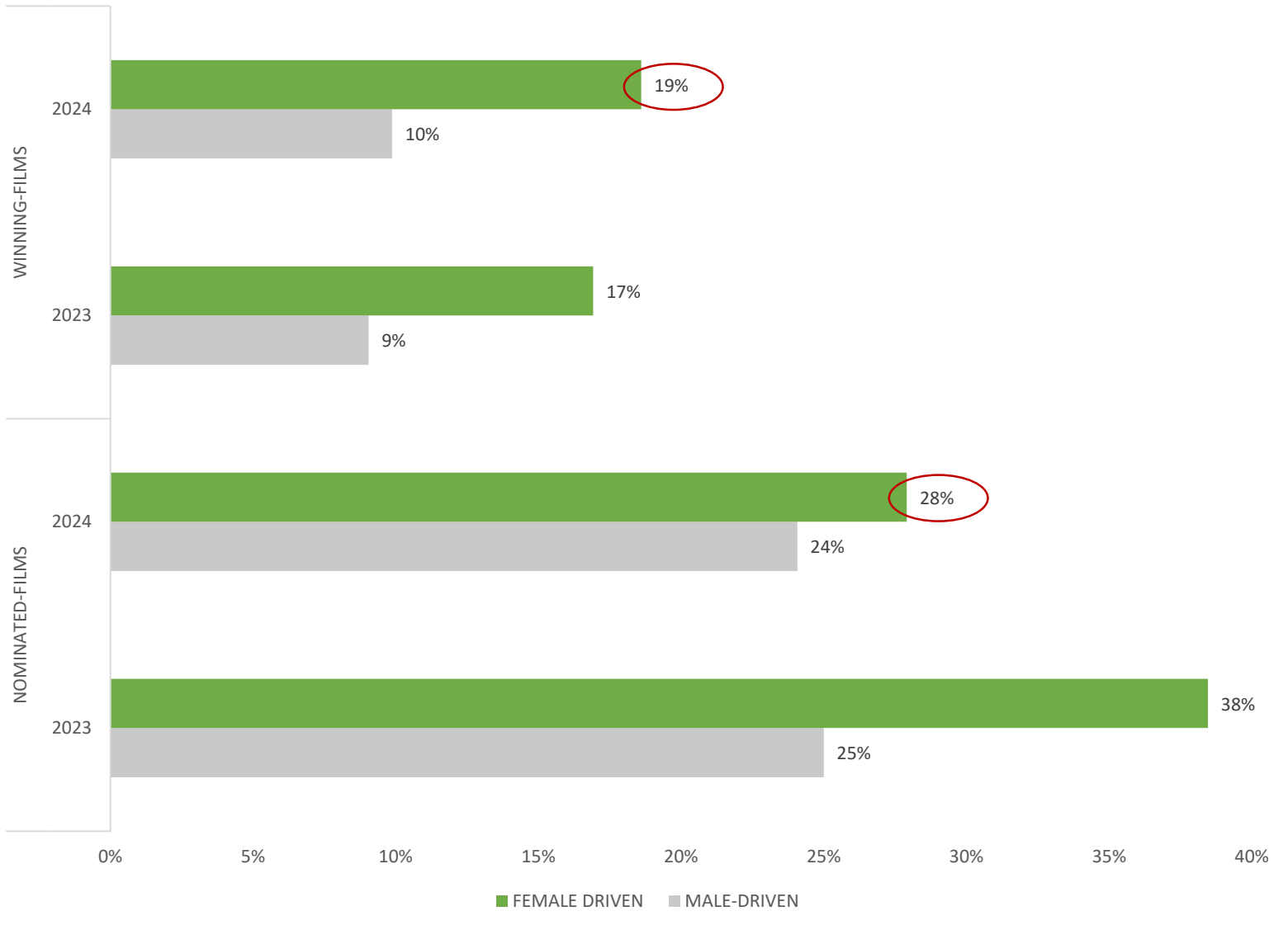
FEMALE- AND MALE-DRIVEN WORKS COSTING OVER €1.5 MILLION (AAGR) (%) BY PERIODS



The number of **female-driven works costing over €1.5 million** has risen faster than those directed by males.

Furthermore, the reversal in growth of more expensive works, in 2020 and 2024, **impacted male-directed works more severely.**

**AWARD-NOMINATED AND -WINNING FILMS\* (%)**  
**FEMALE- AND MALE-DRIVEN WORKS, BY YEAR**



In 2023, **38% of female-driven works received nominations** for festivals and awards, compared to **25% of films directed by men**; the gap narrowed in 2024.

**Works directed by women tend to win more awards:** in 2024, 19% compared to 10% of works directed by men.

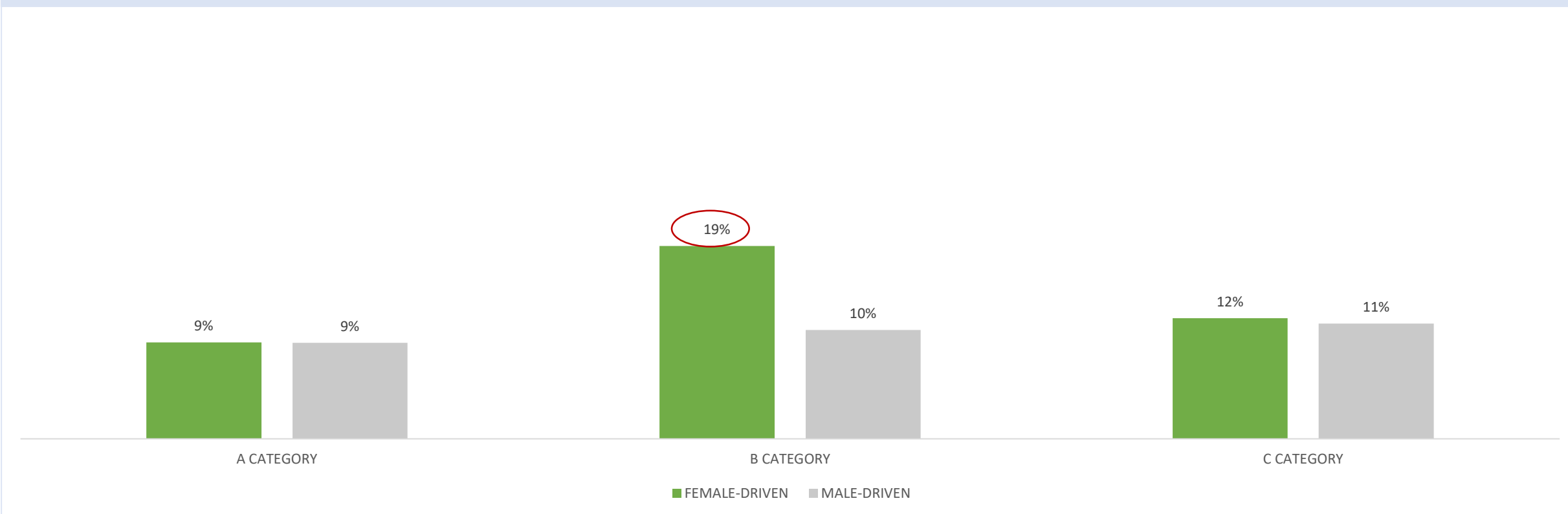
The disparity between winning works directed by women and by men **remains constant over the two-year period.**

\* Only awards and festivals included in the Ministry of Culture list for allocating automatic film grants were considered.

Looking at the **different awards and festivals by category** (as classified by the Ministry of Culture), it emerges for 2024 (as for 2023) that **female-directed works tend to be nominated mainly in the B category.**

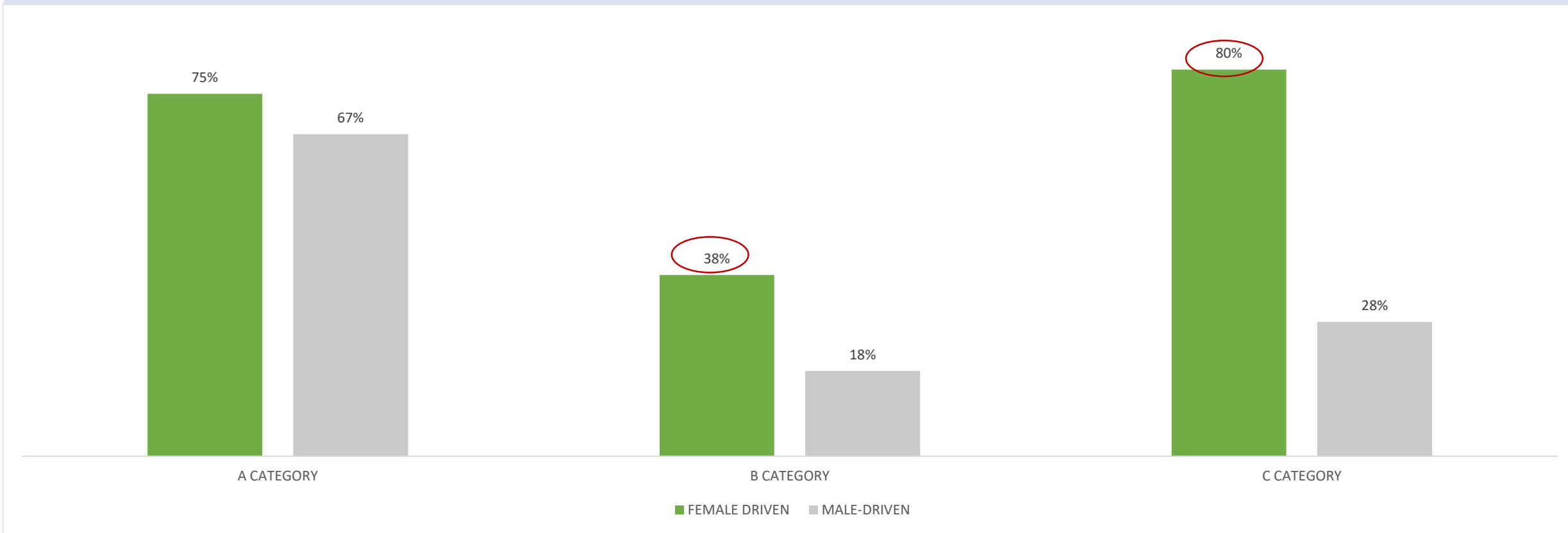
In contrast, **male-driven works are nominated to similar extents in all categories.**

**NOMINATED FILMS (%) FEMALE- AND MALE-DRIVEN WORKS, BY CATEGORY**  
2024



Nominated films are **more likely to win if directed by women, especially in the B, C and festivals** categories.

**WINNING FILMS (%): FEMALE- AND MALE-DRIVEN WORKS, BY CATEGORY**  
2024



## CREDITS

### Italian Ministry of Culture

Rossella Gaudio (DG Cinema Audiovisivo – MiC)  
[rossella.gaudio@cultura.gov.it](mailto:rossella.gaudio@cultura.gov.it)

### Università Cattolica | Centric E | Quality project\*

Mariagrazia Fanchi (Università Cattolica/ALMED)  
[mariagrazia.fanchi@unicatt.it](mailto:mariagrazia.fanchi@unicatt.it)

Valerio Moccia (Università Cattolica/ALMED)  
[valerio.moccia@unicatt.it](mailto:valerio.moccia@unicatt.it)

Matteo Tarantino (Università Cattolica/ALMED)  
[matteo.tarantino@unicatt.it](mailto:matteo.tarantino@unicatt.it)

\* The Gender Balance in Italian Film Crews #5 report is part of the “E|Quality. Strategies for Meaningful Inclusion in Italian Cinema and Television” project (PRIN PNRR 2022). Mission 4, Component 2, Investment 1.1, Notice 104/2022. Funded by the European Union – Next Generation EU. E|Quality. – Prot.: P2022K3LJA – CUP: J53D23016410001